

PRODUCT CATALOGUE 2020



45 years
1975-2020
amoena

It began 45 years ago in Rosenheim, Germany. Cornelius Rechenberg, a young plastics engineer, designed a silicone breast form to provide women with a more natural looking solution to replace a missing breast after breast cancer surgery. Amoena was born with the release of this first silicone breast form.

We began not just as a company, but as a community in celebration of—and dedication to—the beauty of women's lives.

amoena
Supporting Confidence



VISION

Supporting women's confidence to live a fulfilling life after a breast cancer diagnosis and for those with breast asymmetry.

MISSION

To be the number one trusted partner in supporting women's confidence.

OUR VALUES

WOMEN FIRST

We care, we listen, we support women with breast cancer on their journey. We unite around her needs and demands, and we strive to give her a voice and offer a platform to stand together.

PASSION

We are passionate about supporting women's confidence and body image as we are committed to making a true difference in their lives.

RESPECT

We build relationships on honesty and respect with consumers, business partners, and each other. We celebrate diversity and individuality with an open mind and heart.

DRIVE AND AMBITION

We drive innovation at a high pace and with an ambitious agenda. We take pride in our work and we celebrate successes in finding better ways to support our customers. Setting the bar high is in our DNA.

TABLE OF CONTENTS

FITTER INFORMATION	4
Progression of needs	4
Start with care and communication	6
RECOVERY CARE	7
PurFit and Post-Surgical forms.....	8
Compression garments	10
Post-Surgical garments.....	14
Headwear	17
BREAST FORMS AND SHAPERS	20
Design technology	21
Breast forms & form care.....	22
Premium Care	24
Advanced Care.....	30
Basic Care	37
Breast shapers	39
Additional breast forms & form care	42
Breast form accessories	43
TEXTILES	45
Lingerie	46
Lingerie accessories.....	69
Active	70
Leisure	72
Swimwear	74
RESOURCES	80
Textiles features index	81
Sizing chart for Balance breast shapers	82
Sizing chart for lingerie and swimwear.....	83
Sizing chart for breast forms & guide for size conversions	84



Throughout the catalogue you will find tips and ideas submitted by your fellow fitters

PROGRESSION OF NEEDS

With Amoena, you can provide solutions for your customers wherever they are on their journey after a breast cancer diagnosis. Understanding the progression of needs will help you build a trusted relationship with your customer for years to come.

DURING TREATMENT AND EARLY RECOVERY

FITTER INFORMATION

BREAST FORMS



Premium Priform



Leisure Form

Priforms or Leisure Forms, give your customer soft, comfortable symmetry right from the beginning – for security and confidence.

TEXTILES



Hannah Post-Surgical Garment



Hannah Post-Surgical Bra

Post-surgical garments are extra smooth for comfort.

Compression bras support during the healing process.

Soft, cotton leisure bras with a front closure provide comfortable support while healing, and during radiation or chemotherapy.



Leyla Compression Bra



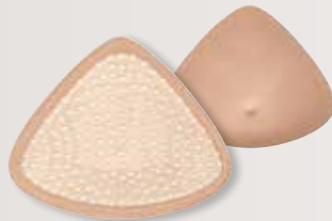
Daylily Headwear

SIX TO EIGHT WEEKS AFTER SURGERY

BEYOND

Breast forms after mastectomy

Silicone breast forms replace the shape of a missing breast. They are worn in the pockets of our lingerie or directly on the skin.



Contact



Natura Cosmetic



Adapt Air

Breast shapers after lumpectomy

Silicone breast shapers balance breast asymmetry after lumpectomy, reconstruction or multiple biopsies, as well as natural asymmetry.



Balance Oval



Balance Delta



Balance Ellipse

Amoena pocketed bras are designed with the woman in mind – everything from comfortable seamless styles to stylish, feminine bras in luxurious fabrics and finishes.

We also offer fashion and comfort for every moment of the day, and all garments feature pocketed shelf bras that hold a breast form or shaper securely in place.



Mara Bra




Karolina Bra & Panty



Power Sports Bra



Isadora Bra



Valletta Top



Amber Camisole Bra



Key West Swimsuit

START WITH CARE AND COMMUNICATION

Breast form fitting might be a challenge. The better you know your customer, the easier you will find an appropriate solution. Here are some important questions you should ask before starting the fitting.

FITTER INFORMATION

HOW LONG HAS IT BEEN SINCE YOUR SURGERY?

If it's less than six weeks, fit her with a Priform or Leisure Form until her chest wall is fully healed.

ARE YOU CURRENTLY WEARING A BREAST FORM?

If she's visiting you later into her journey, she may be "going flat" and needs you to explain all her options.

WHICH BRA STYLE DO YOU LIKE TO WEAR?

Knowing her lingerie taste will help you to start the fitting with a bra style she likes and has worn before.

WHAT DO YOU LIKE TO DO IN YOUR FREE TIME?

Knowing how she spends her time will help you offer the right products to create a wardrobe of options.

DO YOU HAVE ANY ALLERGIES?

Amoena products are tested and skin-friendly, but if she has extremely sensitive skin, use caution.

ASK

LISTEN

KEEP ASKING

GO FURTHER.
HAVE A CONVERSATION.

What did you like to do before your surgery?

Tell me about your family.

How and where do you like to go on vacation?

RECOVERY CARE

COMFORT FROM THE START

Our post-surgery products are specifically designed to nurture and protect during the delicate recovery stage, while helping your customer heal and return to an active life.



PURFIT ADJUSTABLE ENHANCER

Ideal during reconstruction, when she needs a graceful transformation



PURFIT

Style 333
 Sizes 4, 6, 8, 10, 12

- Designed to provide shape and symmetry during the tissue expansion process during reconstruction
- As the expansion process takes place, volume is adjustable to match her existing breast or desired size by adding or removing fibrefill
- Removable cover washes easily for the most hygienic environment
- Ultra lightweight for optimum all-day comfort
- Silicone insert can also be worn separately as an enhancer

FEATURES		FUNCTION
	Skin-friendly fabric cover	Soft and comfortable to sensitive skin and removable for washing
	Soft silicone insert	Provides shape and stability
	Easy-access pocket for fibrefill	Adjusts to the required volume for perfect balance throughout her expansion process

HOW AMOENA PURFIT WORKS





The woman is in the early phases of tissue expansion on her left side and is in need of volume in order to symmetrically match her natural breast so she can fill out the bra cup completely – and feel more confident.



Using the fibrefill, the Amoena PurFit enhancer is adjusted to the desired volume, and is centred over the tissue expander. The silicone shell provides a natural shape.



The enhancer completely fills the bra cup, helping her feel secure and confident with a symmetrical silhouette throughout the expansion process.

	<p>PURFIT TEXTILE SHELL</p> <p>Style 034 Sizes 4 (XS); 6 (S); 8 (M); 10 (L); 12 (XL)</p> <ul style="list-style-type: none"> • Same soft fabric cover shell sold with the PurFit adjustable enhancer • Breathable fabric provides a hygienic environment; perfect as a replacement or extra cover • Designed for use with the complete PurFit adjustable enhancer system 		<p>FIBREFILL FOR USE WITH PURFIT ADJUSTABLE ENHANCER</p> <p>Style 033 Package 1 bag</p> <ul style="list-style-type: none"> • Additional fibrefill designed for use with the PurFit adjustable enhancer to increase enhancer to desired volume
---	--	--	--

POST-SURGICAL FORMS

Restored symmetry during the early part of recovery



PREMIUM PRIFORM

Style	216
Sizes	1/2, 3/4, 5/6, 7/8, 9/10, 11/12, 13/14
Material	Front 100% Polyester Back 100% Cotton



- Temporary breast form designed for use immediately after breast surgery and during times of leisure
- Molded cup design offers a soft, seamless shape in the pocket of an Amoena post-surgical bra or camisole
- Filled with lightweight fibrefill which can be added or removed to adjust volume to desired size
- Breathable cotton back layer is gentle to the skin
- Ideal solution to restore silhouette during healing and before she is ready for a permanent breast form
- Packaged with additional fibrefill



SLIGHTLY WEIGHTED LEISURE FORM

Style	132N
Sizes	3-14
Material	
Weighted Foam:	30% Polyurethane, 70% Barium Sulfate (7727-43-7)
Cover:	82% Nylon, 18% Spandex



- Polyurethane foam form is slightly weighted with Barium Sulfate (7727-43-7), a naturally occurring mineral in powder form
- Ultra-soft removable, washable fabric cover helps maintain a clean environment
- Ideal for wear while sleeping

A post-surgical form is not a substitute for a weighted silicone breast form, which is designed for everyday use and provides your body with proper balance.

NEW

LEYLA HYGIENICALLY PREPARED POST-SURGICAL COMPRESSION BRA

PREWASHED & PACKAGED FOR
DIRECT CLINICAL USE

RECOVERY CARE



Learn more – take a moment to watch an informational video at amoena.com/us-en/Leyla

FEATURES

▲
Bilateral Pockets

△
No Pockets


☁
High cotton content

COMPRESSION GARMENTS



LEYLA

Seamless compression bra

Style 44605  White

44606  Black

Sizes 32/34; 36/38; 40/42; 44/46; 48/50
See chart below for accurate measuring

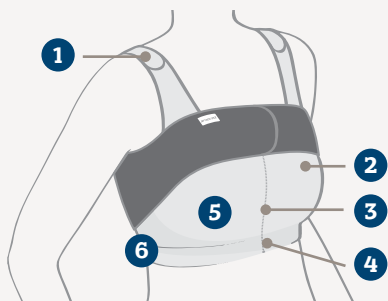
Cups Universal (One Size)

Material 49% Nylon, 43% Cotton, 8% Spandex

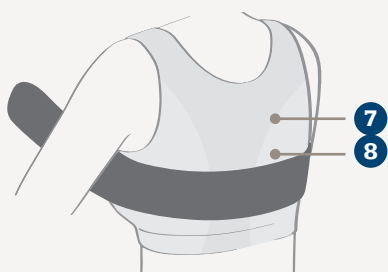


Designed to support and optimize surgical results for various indications:

- Breast Reconstruction
- Breast Conserving Surgery/Lumpectomy
- Mastectomy
- Breast Reduction
- Breast Augmentation
- Breast Lifting
- Oncoplastic Breast Surgeries








- 1. Adjustable wide lined straps** with hook and loop fasteners for easy fitting & wearing comfort
- 2. Seamless design** using strong, stretchable material, providing low compression
- 3. Zip front closure** for easy access to the surgical site with an interior hook and eye placket for added security
- 4. Soft fabric flap** at bottom of zipper protects sensitive skin from chafing
- 5. Seamless cup pockets** can hold a post-surgical form securely in place
- 6. Targeted stabilization zones** assist with optimal lymphatic flow around the torso
- 7. High quality, gentle fabric** feels soft, light, and comfortable on sensitive skin
- 8. Belt accessory** (sold separately) additionally stabilizes the breast area, attaching to the hook and loop fastener flap in the back of the garment to help keep it in place



The Leyla garment is hygienically prepared through a prewashing and disinfection process. It is Packaged in a sealed bag to ensure it stays clean for direct clinical use.

Colour-coded sizing helps you easily identify the right size from your stock.

UNDERBUST MEASUREMENT					
Centimeters	68-77	78-87	88-97	98-107	108-117
Inches	27-30	31-34	35-38	39-42	43-46
	↓	↓	↓	↓	↓
UNIVERSAL CUP – ONE SIZE					
Bra Size	32/34	36/38	40/42	44/46	48/50
Symbol					

COMPRESSION GARMENTS



SARAH (Non Pocketed)



Hook and eye front closure compression bra

Style 0778 White

0779 Black

Sizes 34-46 A, B, C, D, DD

Hooks 7 rows: 34 A

8 rows: 36-38 A; 34-36 B; 34 C

9 rows: 40-42 A; 38-40 B; 36-38 C;
34-36 D; 34 DD

10 rows: 44-46 A; 42-44 B; 40-42 C;
38-40 D; 36-38 DD

11 rows: 46 B; 44-46 C; 42-44 D; 40-42 DD

12 rows: 46 D; 44-46 DD

Material 62% Cotton, 24% Nylon, 14% Spandex



- Double layer front with high cotton content
- Molded, non-pocketed cups and flat seams throughout reduce irritation
- Soft elastic band designed to not roll up
- Broad, adjustable bra straps with VELCRO® brand hook and loop fastener front closure
- Repositionable Drain Pouch can attach to bottom band. Sold separately, pg. 16
- A flap in the centre back allows the Amoena Compression Belt to attach securely to the bra. The flap can be folded when not in use. Compression Belt sold separately, pg. 13

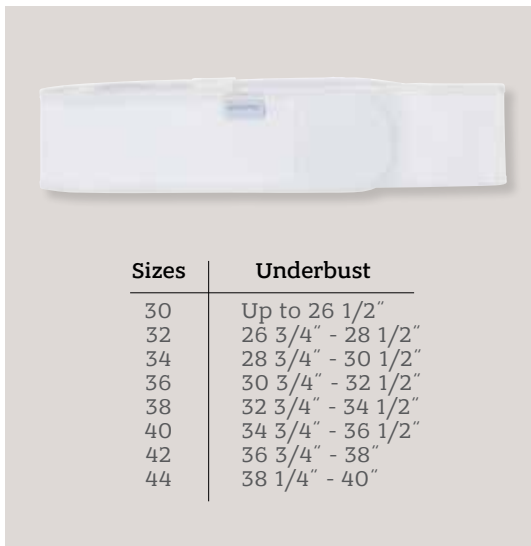
FEATURES


Bilateral
Pockets


No
Pockets


High cotton
content

COMPRESSION GARMENTS



COMPRESSION BELT

For use with Leyla, Patricia and Sarah compression garments

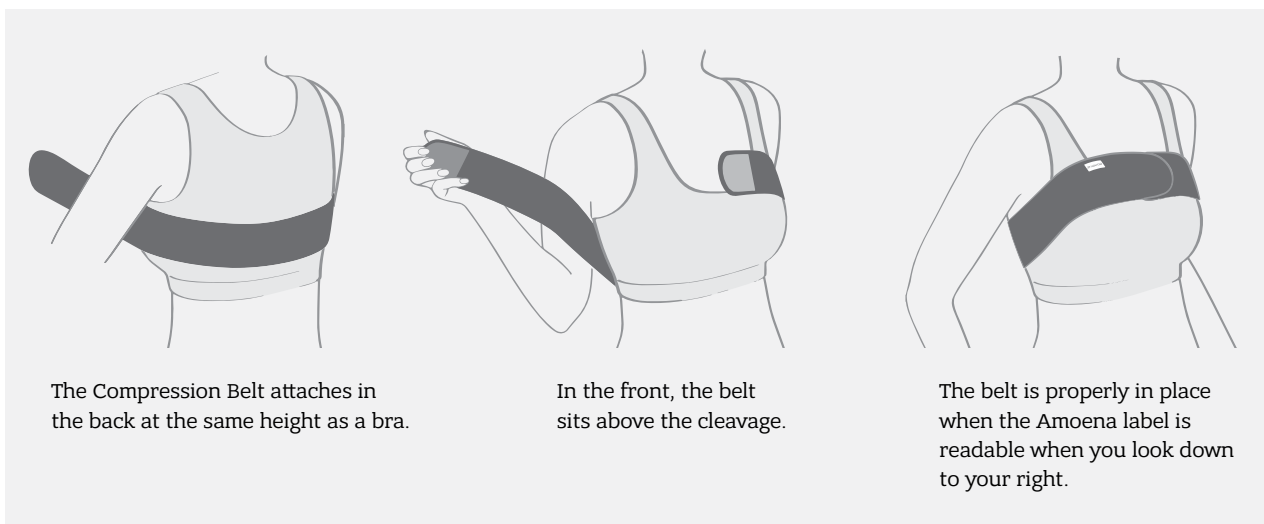
Style 0776N White
0789N Black

Sizes 30-44

Material 72% Nylon, 14% Polyester,
8% Cotton, 6% Spandex

Indications Breast Reconstruction
Breast Augmentation
Breast Reduction

- May help to achieve optimal surgery results by keeping the operated breast(s) in place and preventing implants from moving during the healing process
- Anatomically shaped with strong, stretchable material for optimal fit and compression of upper breast area
- Skin-friendly fabrics reduce irritation and a New softer VELCRO® brand hook and loop fastener front closure allows easy individual fitting
- The flap in the centre back of the belt allows to attach securely to the bra. The flap can be folded when not in use or when wearing with the Amoena Leyla, Patricia, and Sarah
- Can be used with any bra or bandage



Intended use for Compression Garments

- All types of breast surgery (breast reconstruction, reduction, augmentation, lifting, mastectomy) and any oncoplastic surgery
- May support wound healing after breast surgery
- Helps to reduce movement or shifting of tissue or implant
- May stabilize the shape and function of the surgical site and breast tissue
- May reduce pathological scarring
- May reduce the risk of lymphedema

POST-SURGICAL GARMENTS



HANNAH POST-SURGICAL BRA Front closure with drain management

Style 2160 White

Sizes XS (26/28); S (28/30); M (32/34) L (36/38); XL (38/40); 2XL (42/44); 3XL (46/48); 4XL (50/52)

Cup Sizes A/B; C/D

Hooks 4 rows: XS (A/B); S (A/B); M (A/B); XS (C/D)
5 rows: L (A/B); XL (A/B); S (C/D); M (C/D)
6 rows: 2X (A/B); 3X (A/B); 4X (A/B); L (C/D)
XL (C/D); 2XL (C/D); 3XL (C/D); 4XL (C/D)

Material 82% Cotton, 18% Spandex



- Soft cotton fabric Features front closure for ease in wearing
- Repositionable Drain Pouch can attach to bottom band. Sold separately, pg. 16
- Cut and sewn cups with cotton pockets
- Padded, stretch fabric straps with front fasteners for easy access
- **Kit style 2160K** includes the 2160 bra plus two 2106 Fibrefill Post-Surgical Forms, and two 2107 repositionable drain pouches



HANNAH CAMISOLE Zip front closure with drain management

Style 2860 White

Sizes XS (2/4); S (6/8); M (10/12); L (14/16); XL (18/20); 2XL (22/24); 3XL (26/28); 4XL (30)
Refers to clothing size

Cup Sizes A/B; C/D

Accessories Includes two 2106 Fibrefill Post-Surgical Forms and two 2107 drain pouches

Material 82% Cotton, 18% Spandex



- Soothing cotton garment with a non-restrictive fit Features a secure locking zipper front closure
- Inside band holds repositionable Drain Pouch securely in place. Drain Pouch also sold separately, pg. 16
- Elastic straps fasten in front for easy access during treatment and while recovering range-of-motion
- Cotton pockets hold a Priform or Leisure Form in place



MICHELLE CAMISOLE With drain management

Style 2105 White Black Nude

Sizes XS (2/4); S (6/8); M (10/12); L (14/16); XL (18/20); 2XL (22/24); 3XL (26/28); 4XL (30)
Refers to clothing size

Accessories Includes two 2106 Fibrefill Post-Surgical Forms and two 2107 drain pouches

Material 82% Cotton, 18% Spandex



- Ultra-soft cotton fabric offers a snug but non-restrictive fit; smooth interior side seams offer comfort to sensitive skin
- Neckline stretches wide for easy step-in entry
- Inside band holds repositionable drain pouch securely in place. Drain Pouch also sold separately, pg. 16
- Cotton pockets hold a Priform or Leisure Form securely in place

POST-SURGICAL GARMENTS



ESTER POST-SURGICAL BRA ▲

Sporty front closure post-surgical bra

Style 42576 White

42577 Black/Grey

Sizes 34-44 A, B, C, D; 36-42 DD

Hooks 7 rows: 34-38 A; 34-36 B; 34 C

8 rows: 40-44 A; 38-42 B; 36-40 C; 34-38 D; 36 DD

10 rows: 44 B; 42-44 C; 40-44 D; 38-42 DD

Material 83% Nylon, 13% Spandex



- Modern design with an athletic look; can also be worn as a sports bra
- Breathable synthetic fabrics; mesh on side and back help with moisture evaporation
- Molded cups are smooth and seamless under clothing
- Breathable pockets hold a post-surgical, leisure, or silicone breast form in place
- Wide padded and adjustable straps
- Repositionable Drain Pouch can attach to bottom band. Sold separately, pg. 16

NEW
Colours



FRANCES SOFT CUP ▲ ◐ ⊕ ⊖ ♻️ 2,5

Style 2128 White

Nude

Rose

Black

New Rose/Taupe

New Grey/White

Grey Lace

Blue/White



Fit Shallow/Average

Sizes XS (28/30); S (32/34); M (36/38); L (40/42);

XL (44/46); 2XL (48/50)

Cups A/B; C/D; DD/DDD

Hooks 4 rows: XS (A/B, C/D); S (A/B); M (A/B)

5 rows: XS (DD/DDD); S (C/D, DD/DDD);

M (C/D, DD/DDD); L (A/B, C/D);

XL (A/B, C/D); 2XL (A/B, C/D)

6 rows: L (DD/DDD); XL (DD/DDD)

7 rows: 2XL (DD/DDD)

Material 90% Cotton, 10% Spandex

- Front closure leisure bra
- Ultra-soft cotton fabric offers soothing comfort to sensitive skin
- For the best support, we recommend wearing an Amoena Leisure Form with this bra (see pg. 9)

FEATURES



Bilateral Pockets



No Pockets



High cotton content

POST-SURGICAL GARMENTS



THERAPORT



Front closure radiation therapy garment

Style 2161 White

Sizes S: 30-34 A, 30-32 B, 30 C
 M: 36-40 A, 34-38 B, 32-36C, 30-34 D, 30-32 DD, 30 DDD;
 L: 42-46 A, 40-44 B, 38-42 C, 36-40 D, 34-38 DD, 32-36 DDD, 30-34 G, H;
 XL: 48-52 A, 46-50 B, 44-48 C, 42-46 D, 40-44 DD, 38-42 DDD, 36-40 G, 36-38 H;
 2XL: 54-58 A, 52-56 B, 50-54 C, 48-52 D, 46-50 DD, 44-48 DDD, 42-46 G, 40-44 H



Material 81% Cotton, 12% Nylon, 7% Spandex

- Specially designed for wear immediately after any type of breast surgery or while undergoing radiation treatments, including partial breast irradiation (brachytherapy)
- Seamless, soft cotton garment Features VELCRO® brand hook and loop fastener front closure and straps, allowing for easy access to treatment areas
- Fabric may be cut on each side to accommodate the catheter
- Seamless wide bottom band fits gently around catheters and irradiation site and securely holds a repositionable Drain Pouch (sold separately, see below)
- Soft cotton pockets hold a Priform or Leisure Form in place



FIBREFILL POST-SURGICAL FORM



Style 2106 White

Sizes XS (28/30); S (32/34); M (36/38); L (40/42); XL (44); 2XL (46); 3XL (48); 4XL (50); 5XL (52)
Refers to bra band size

Material 67% Cotton, 30% Polyester, 3% Spandex

- An ultra-comfortable symmetry solution for immediately after surgery
- Easy to adjust form to the right fullness by adding or removing fibrefill; extra fibrefill included
- One per package



REPOSITIONABLE DRAIN POUCH



Style 2107 White

Sizes One Size

Material 95% Cotton, 5% Spandex


- Attaches to garment securely with the VELCRO® brand hook and loop fastener tab
- Standard shape and sizes for use with Jackson-Pratt®, Hemovac® and other drain management systems
- Two per package

FEATURES




HEADWEAR

Our hats and scarves are made of only highly breathable fabrics, which prevent heat build-up and skin irritation. The small amount of stretch in the materials ensures a more comfortable and stable fit too, while the seamless inside means our headwear remains comfortable, even when worn all day.







MOONFLOWER

Style 44711  Navy
 Material 95% Bamboo Viscose,
 5% Spandex





MARIGOLD

Style 43534  Berry Red
 43812  Black
 Material 95% Bamboo Viscose,
 5% Spandex



TIGERLILY

Style 43482  Ivory
 43484  Grey Melange
 Material 95% Bamboo Viscose,
 5% Spandex



WILLOW

Style 44712  Blue Melange
 Material 95% Bamboo Viscose,
 5% Spandex



WATERLILY

Style 43821  Multicolour
 Material 100% Cotton




PRIMROSE*

Style 43246  Lavender/Multi
 Material 100% Cotton





BELLFLOWER*

Style 43524  Black
 Material 100% Knitted Cotton





CALLA

Style 43817  Blue Denim
 43818  Black Denim
 Material Outer: 100% Denim Cotton
 Inner: 100% Cotton





DAPHNE

Style 44200  Red/White
 44201  Navy/White
 Material Outer: 100% Rayon
 Inner: 100% Cotton

* while quantities last






BUTTERCUP


Style 43535  Blue Melange
 43536  Warm Brown Melange

Material 95% Bamboo Viscose
 5% Spandex








CLOVER

Style 43532  Ivory
 43533  Black
 43534  Dark Plum

Material 95%  TENCEL
 5% Spandex





DAYLILY

Style 44710  Ruby Red
 43486  Grey Melange
 43485  Dark Sand
 43811  Night Blue
 43810  Black

Material 95% Bamboo Viscose,
 5% Spandex





SWIM CAP

Style 70874  Navy
 70873  Black

Material 80% Nylon,
 20% Spandex



NIGHT CAP

Style 43525  Ivory
 43526  Black

Material 95% Bamboo Viscose,
 5% Spandex

BREAST FORMS & SHAPERS

RESTORING SILHOUETTES

In the following pages you will find a wide portfolio of silicone forms and shapers that help provide symmetry after breast surgery.

With unique technologies, our hand-made breast forms and breast shapers are ultra comfortable with a natural look and feel.



DESIGN TECHNOLOGY

Our hand-made silicone breast forms and shapers look real, feel natural, and fit securely. It's our policy to ensure that all products have been thoroughly tested by women who have had breast surgery. As the originator of the silicone breast form, decades of experience has helped us to establish unique manufacturing processes that produce the most skin-friendly, life-like breast forms of the highest quality. Our strict guidelines, according to DIN ISO 9001 and 13485 for medical devices, ensure the highest quality product is brought to the market. All film and silicone gels are tested for skin compatibility according to DIN ISO 10993.



BREAST FORMS

After a mastectomy, breast forms provide a symmetrical silhouette. Designed to fit perfectly in our pocketed lingerie they are comfortable to wear and look very natural.

BREAST SHAPERS

Amoena's breast shapers are a solution for women who experience breast asymmetry after a lumpectomy, reconstruction, multiple biopsies and even naturally.

FEATURES OF BREAST FORMS AND SHAPERS



Soft & natural

All Amoena products are made with our patented InTouch soft silicone – the softest she can buy – while still maintaining our standards for quality.

- Easy to fit
- Huggable softness
- Natural feel



Temperature equalizing

Only Amoena breast forms offer our patented *Comfort+* technology, which uses high-grade phase change material to help maintain an ideal body temperature all day.

- Works with her body temperature as it warms and cools
- Absorbs, stores and releases heat to help reduce perspiration behind the breast form or shaper



Most natural look & feel

Here we combine our lightweight and standard silicones in a way that looks, feels and moves like a real breast.

- Ultra-soft
- Natural looking drape
- Looks and feels real
- Versatile in fittings



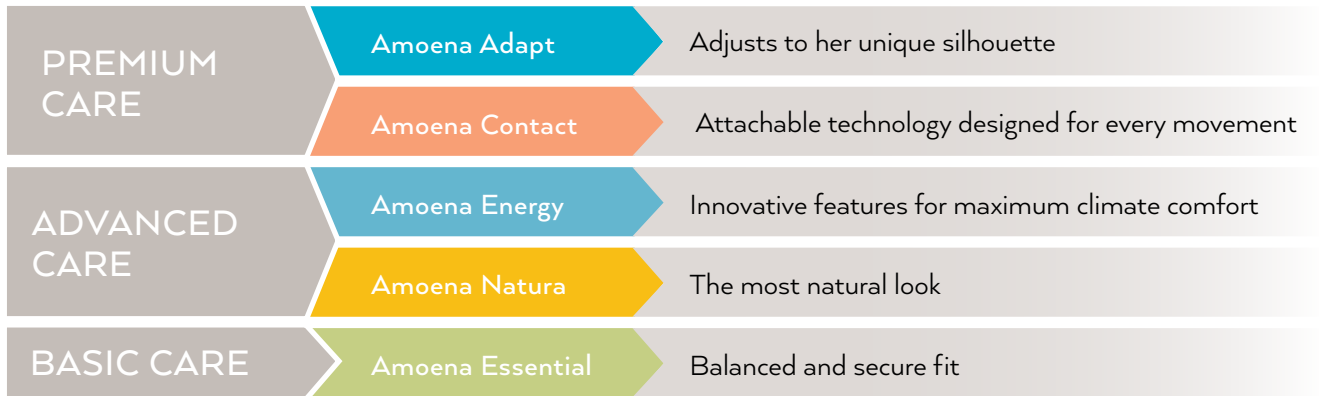
Fit for you

Innovative air chamber technology allows the form to adjust to individual needs.

- Fits closely to the chest wall
- Volume adjusts to each unique silhouette
- Provides personalized symmetry

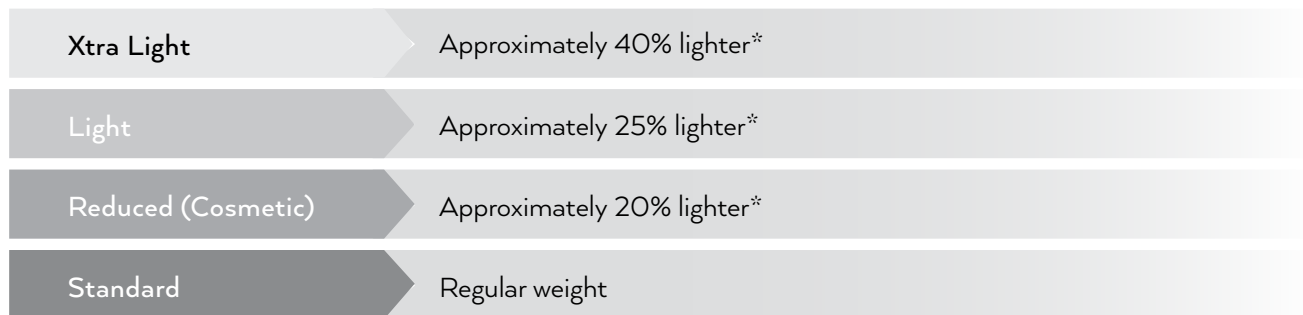
AMOENA PRODUCT LINES

The Amoena Silicones Portfolio contains five different product lines:



WEIGHT OPTIONS

Each product line offers different weight options indicated by the shade of the segment colour. The lighter the colour, the lighter the breast form compared to a regular weighted breast form in the same size.



*Compared to standard silicone forms of the same shape and size.


CUP FORMS

Women's breasts not only differ in cup size and band size, but also in Cup Forms. In order to achieve the closest fit, Amoena offers three different Cup Forms. These are designated with the numbers 1-3 (corresponding to shallow, average and full Cup Forms) in the breast form name, for example **Amoena Contact 2S** is the Amoena Contact breast form in an average symmetrical Cup Form.

Comparing the pictures below with the profile of the woman's remaining breast – while she is wearing a properly fitting bra – helps to identify the best matching Cup Form.



Women with a small underbust tend towards full Cup Forms, women with a large underbust tend towards shallow Cup Forms. The pocket of the bra should harmonize with the footprint of the breast form. If the pocket of the bra is too small, the breast form will be squeezed and can affect the life of the breast form.



Sizes A to C are shown as examples only.

BREAST FORMS

A portfolio of choices for the most personalized fit

Before selecting a breast form, first measure the woman for a properly fitting bra, then select the breast form with the appropriate features that best fit her specific needs. Consider her lifestyle, activity level and any physical challenges such as skin sensitivity, scar tissue, or posture as you decide which breast form to recommend. To determine the appropriate bra and breast form size please refer to the breast form sizing chart in the back of this catalogue.

Cup Form	1 Shallow		2 Average			3 Full				
Shape	Symmetrical 1S 1S ^N		Symmetrical 2S 2S ^N		Asymmetrical 2A	Extra Universal 2E 2U	Symmetrical 3S	Asymmetrical 3A	Extra 3E	
PREMIUM CARE	ADAPT comfort+	Adapt Air Xtra Light 1S ^N 328 Sizes 1-14	Adapt Air Xtra Light 2S ^N 326 Sizes 1-14							
		Adapt Air Light 1S ^N 329 Sizes 1-14	Adapt Air Light 2S ^N 327 Sizes 1-14					Adapt Light 3A 376 Sizes 4-12 L/R		
PREMIUM CARE	CONTACT comfort+		Contact Light 2S 380C Sizes 1-14				Contact Light 3S 385C Sizes 0-10			
		Contact 1S 384C Sizes 1-14	Contact 2S 381C Sizes 1-12	Contact 2A 383C Sizes 0-12 L/R			Contact 3S 382C Sizes 0-10 Tawny 1-10		Contact 3E 386C Sizes 1-14 L/R	
ADVANCED CARE	ENERGY comfort+		Energy Light 2S 342S Sizes 1-14 Tawny 1-14			Energy Light 2U 341S Sizes 1-14				
			Energy Cosmetic 2S 310 Sizes 1-14				Energy Cosmetic 2S 311 Sizes 1-12			
		Energy 1S 349S Sizes 1-12			Energy 2U 347S Sizes 1-14					
ADVANCED CARE	NATURA comfort+	Natura Xtra Light 1S ^N 401 Sizes 1-14	Natura Xtra Light 2S ^N 400 Sizes 1-17 Tawny 1-17							
		Natura Light 1S ^N 402 Sizes 1-14	Natura Light 2S 390 Sizes 1-17 Tawny 1-15		Natura Light 2A 392 Sizes 0-14 L/R	Natura Light 2U 399 Sizes 1-14	Natura Light 3S 391 Sizes 0-12	Natura Light 3A 373N Sizes 4-12 L/R Tawny 4-12 L/R		
		Natura Light 1S 664 Sizes 1-14	Natura Cosmetic 2S ^N 323 Sizes 1-14				Natura Cosmetic 3S 321 Sizes 1-12			Natura Cosmetic 3E 322 Sizes 1-14 L/R
		Natura 1S 396 Sizes 1-14	Natura Cosmetic 2S 320 Sizes 1-14			Natura 2U 394 Sizes 1-14				Natura 3E 397 Sizes 1-14 L/R
BASIC CARE	ESSENTIAL	Essential Light 1S ^N 314 Sizes 1-14 Tawny 1-14	Essential Light 2S 442 Sizes 1-17 Tawny 1-17		Essential Light 2A 356 Sizes 0-14 L/R				Essential Light 3E 556 Sizes 1-14 L/R Tawny 4-14 L/R	
		Essential 1S 630 Sizes 1-12		Essential 2A 353 Sizes 0-12 L/R		Essential 2E 474 Sizes 0-12 Tawny 0-12		Essential 3S 363 Sizes 0-12		

BREAST FORMS AND SHAPERS

AMOENA ADAPT & ADAPT AIR

Adjusts to her unique silhouette

BREAST FORMS AND SHAPERS

NEW
Adapt Air!
Customizable fit
with innovative
air chamber
technology*



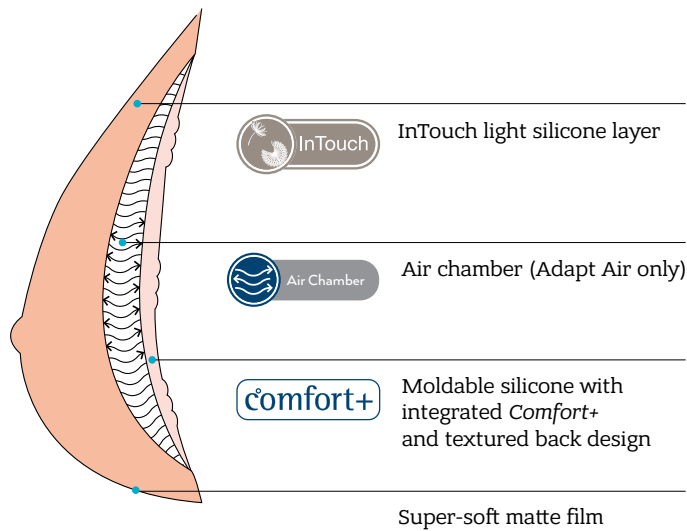
FEATURES & BENEFITS

- **Adjusts individually**
Adapt Air's integrated air chamber technology allows individual adjustment by simply adding or releasing air using the pump device included
- **Personalized fit**
Adapt Air's adjustable volume feature works with her shape or specific bra style for a symmetrical silhouette – looking down or in the mirror
- **Fits close to the body**
Adapt breast forms comfortably hug the contours of her chest wall for a close, customizable fit
- **Comfortable all day**
Temperature-equalizing patented *Comfort+* technology offers all-day comfort and maintains her ideal body temperature
- **Lightweight**
InTouch light silicone in all Adapt breast forms makes some styles up to 40% lighter**

*Patents pending **Compared to standard silicone forms of the same shape and size.

FITS TO HER

Both Adapt and Adapt Air are designed to hug the body for a personalized fit.



Adapt Air Xtra Light 1S^N 328*

Cup Form Shallow
 Shape Symmetrical
 Weight Xtra Light
 Layers 3 layers
 Size 1-14



Adapt Air Xtra Light 2S^N 326*

Cup Form Average
 Shape Symmetrical
 Weight Xtra Light
 Layers 3 layers
 Size 1-14



Adapt Air Light 1S^N 329*

Cup Form Shallow
 Shape Symmetrical
 Weight Light
 Layers 3 layers
 Size 1-14



Adapt Air Light 2S^N 327*

Cup Form Average
 Shape Symmetrical
 Weight Light
 Layers 3 layers
 Size 1-14



Adapt Light 3A 376**

Cup Form Full
 Shape Asymmetrical
 Weight Light
 Layers 2 layers
 Sizes 4-12 L/R



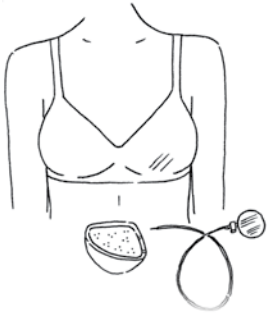
Pump Accessory 070

Also sold separately

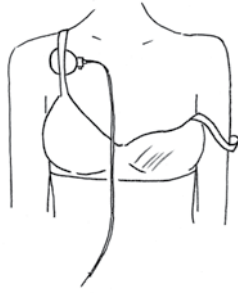
*Light breast forms are more muted in colour. **Does not have an integrated air chamber.

HOW TO USE THE ADAPT AIR BREAST FORM

From your customer's perspective.



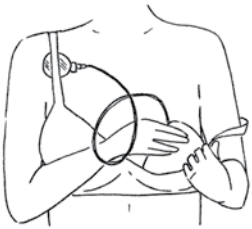
1 Place the breast form and the pump device, separately, in front of you.



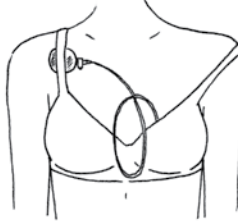
2 Place the pump under the bra strap of the opposite side, so that both hands are free. Slide the bra strap down on the breast form side.



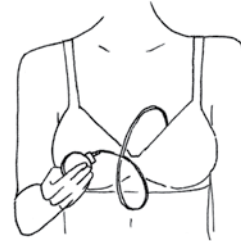
3 Connect the pump by putting the cannula (tube) into the marked valve opening on the side of the breast form. Open the valve inlet by gently squeezing the thumb and index finger together. Make sure you insert the cannula **completely** into the valve.



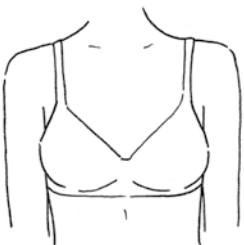
4 Once the cannula is securely connected to the breast form, insert the breast form into the bra cup.



5 Bring the bra strap back into the correct position.



6 Adjust the volume of the breast form by squeezing and releasing the pump ball. To release air, press the button on the black drain valve and gently press against the breast form, deflating air as needed.



7 Once the adjustment is completed, remove the cannula carefully from the valve. The air will stay in the air chamber.



8 Now the breast form is adjusted for a custom fit. Take the form out of the cup and put it into the pocket of your bra.

Once the air is adjusted, it will remain locked-in until you need to increase or reduce air as needed.

AMOENA CONTACT

Attachable technology expertly designed for every movement

FEATURES & BENEFITS

- Adheres directly to the skin and moves with her body, staying in place with every movement
- Wearing the breast form attached relieves pressure on her shoulders and provides a sense of lighter weight – especially helpful if she has lymphedema or a larger bust
- Easy wear and care; daily care is necessary for the best adhesion
- Provides more freedom in clothing choices like tops with lower necklines
- Because the form is attached, it can feel like a part of her and she may feel more secure and self-confident in her appearance

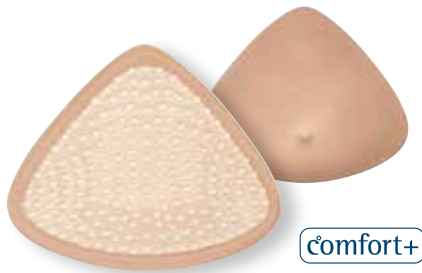
Fitter TIP

Look at the customer from the side to be sure that the size and shape of the prosthesis is correct.



Packaged with sample size of Amoena Form Care product and Soft Brush. The length of time the adhesion lasts varies for each woman and depends on the care of the form. Thorough and regular care is essential. See pg. 42 for Amoena Form Care product.

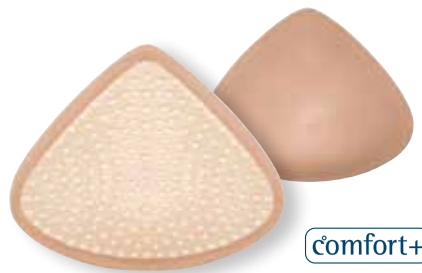
AMOENA CONTACT PORTFOLIO



comfort+

Contact Light 2S 380C*

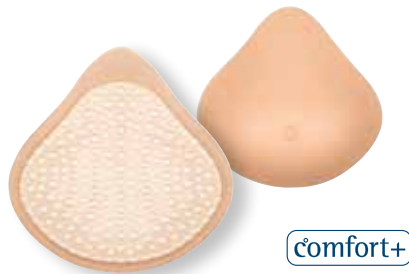
Cup Form	Average
Shape	Symmetrical
Weight	Light
Layers	3 layers
Sizes	1-14



comfort+

Contact Light 3S 385C*

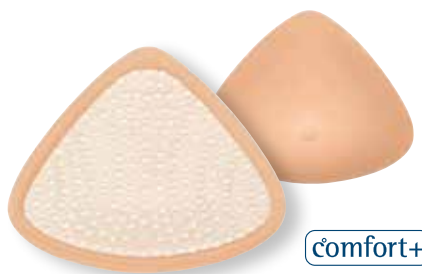
Cup Form	Full
Shape	Symmetrical
Weight	Light
Layers	3 layers
Sizes	0-10



comfort+

Contact 1S 384C

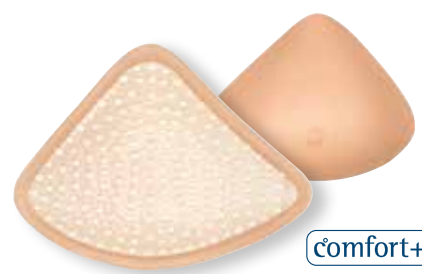
Cup Form	Shallow
Shape	Symmetrical
Weight	Standard
Layers	3 layers
Sizes	1-14



comfort+

Contact 2S 381C

Cup Form	Average
Shape	Symmetrical
Weight	Standard
Layers	3 layers
Sizes	1-12



comfort+

Contact 2A 383C

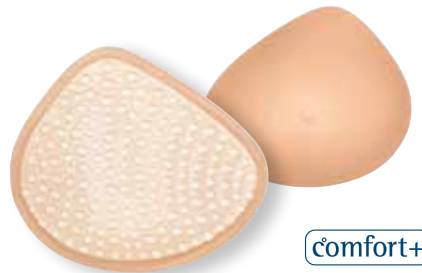
Cup Form	Average
Shape	Asymmetrical
Weight	Standard
Layers	3 layers
Sizes	0-12 L/R



comfort+

Contact 3S 382C

Cup Form	Full
Shape	Symmetrical
Weight	Standard
Layers	3 layers
Sizes	0-10
Tawny sizes	1-10



comfort+

Contact 3E 386C

Cup Form	Full
Shape	Extra
Weight	Standard
Layers	3 layers
Sizes	1-14 L/R

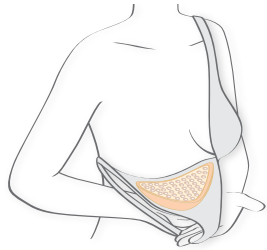
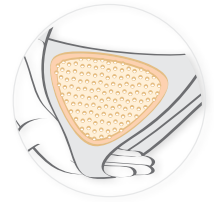
*Light breast forms are more muted in colour. ● Available in Tawny colour.

HOW TO USE THE AMOENA CONTACT

From your customer's perspective.

APPLYING AMOENA CONTACT

Cleanse your chest wall thoroughly. Afterwards, make sure the area is completely dry. The cleaner and drier your skin, the better the breast form will adhere. Please do not touch the adhesive surface of the breast form as this may affect adhesion.

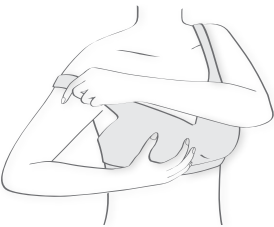


1 Slide your bra strap down over your shoulder and slip your arm out. Lean forward.

2 Using the hand of your other side, take hold of your bra strap and pull the bra cup away from your body.

3 Take the breast form in the palm of your hand (same side as breast form) and, still leaning forward, place it in the cup of your bra. Make sure that the breast form sits perfectly in the cup.

4 The more tapered side of the breast form should be positioned at the top of the bra cup where it joins the strap.

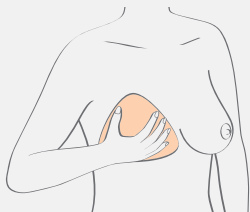


5 Place your free hand on the outside of the bra cup. Slowly stand upright, pressing the breast form gently onto your chest wall.

6 Pull your bra strap up over your shoulder and press the breast form once more, to make sure it is firmly attached.

7 Check the fit. If the position of the breast form needs to be adjusted, simply remove the breast form and reposition.

REMOVING AMOENA CONTACT



1 Grasp the breast form with one hand and lean forward until you feel the weight of the breast form in your hand.

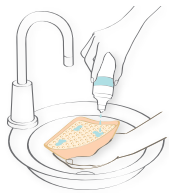
2 Starting at your side, pull the breast form carefully away from your body.

3 If the adhesive surface accidentally sticks together during removal, it can be easily separated by holding under running water.



Note: Fingertips should be placed as close as possible to the edge of the breast form, not directly on the back adhesive area. And be careful, long fingernails may damage the breast form.

CLEANING AMOENA CONTACT



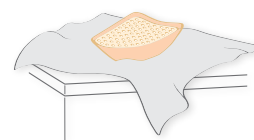
1 Put three drops of the Soft Cleanser on the adhesive surface and then moisten the Soft Brush with lukewarm water.



2 Scrub the adhesive surface with the Soft Brush firmly for several seconds in circular movements, using pressure.



3 Rinse with plenty of lukewarm water.



4 Allow to air-dry.

AMOENA ENERGY

Innovative features for maximum comfort

FEATURES & BENEFITS

- Unique three-dimensional pearl surface on the back of the breast form allows air to flow freely behind the form, increasing air ventilation and moisture evaporation
- Patented *Comfort+* material integrated into the silicone further reduces perspiration by equalizing the temperature behind the form
- Ideal form if she perspires due to regular exercise, as a result of medical treatment, or during menopause



Fitter TIP

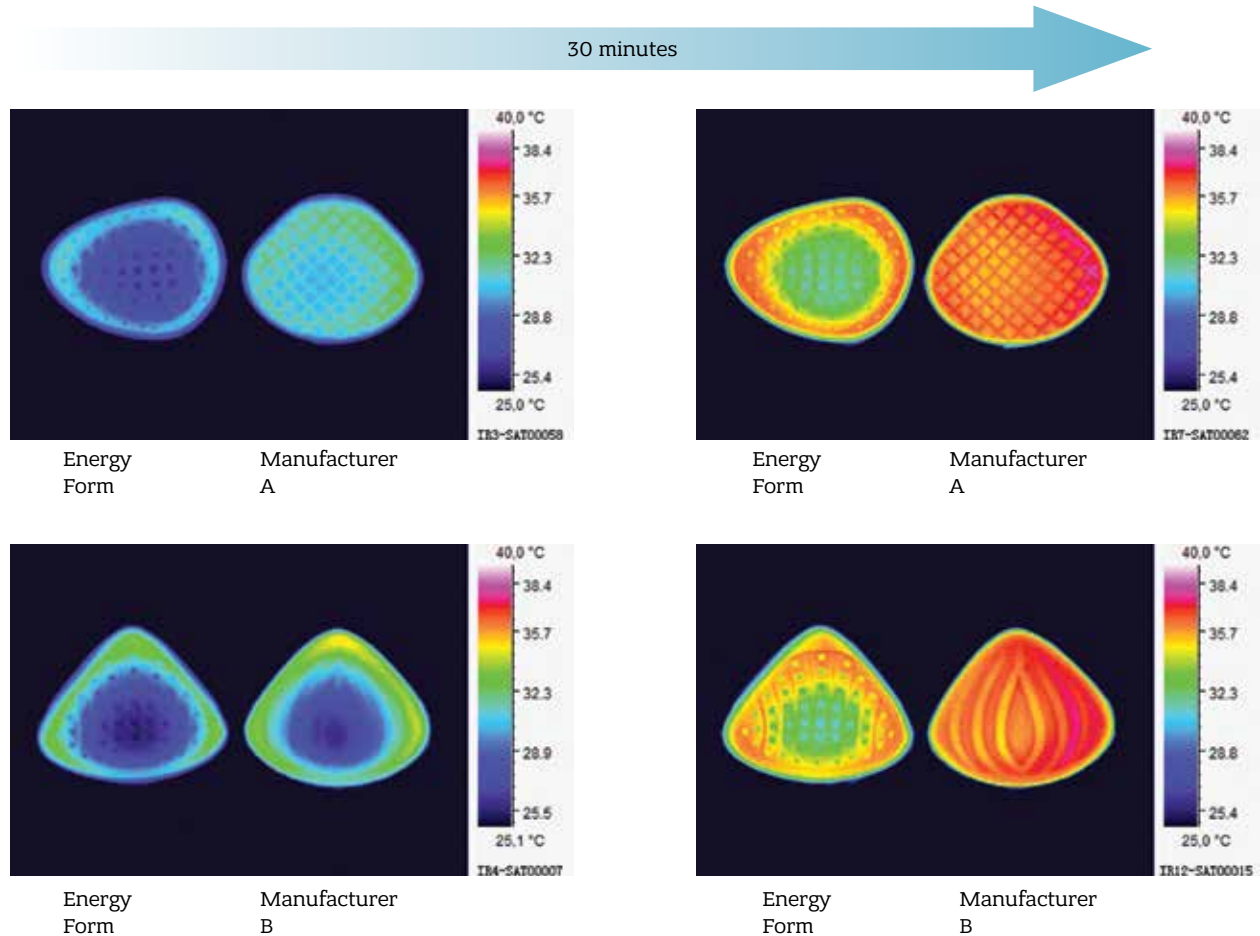
Once the bra and prosthesis are adjusted, encourage the customer to judge her new shape by looking into the mirror, not down at her chest. She'll be seen by other people from the front, not from above.

ABOUT AMOENA ENERGY

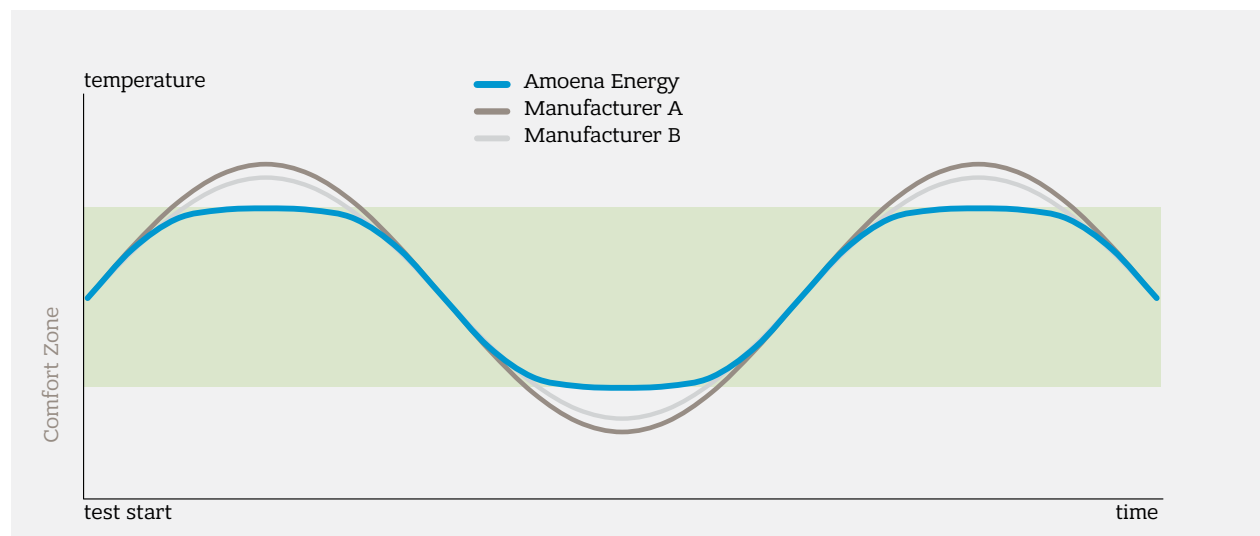
There is no comparison.

Amoena Energy forms have 30% more of our patented *Comfort+* temperature-equalizing material (excluding Cosmetic breast forms). *Comfort+* reduces perspiration behind the form. The benefits of *Comfort+*, combined with the three-dimensional back layer that provides optimal air-flow for better moisture evaporation, give her ultimate comfort all day, every day.

After 30 minutes of controlled heat, only Amoena Energy equalizes temperature.



BREAST FORMS AND SHAPERS



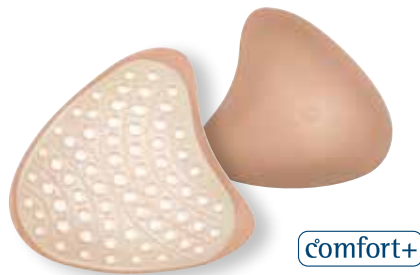
AMOENA ENERGY PORTFOLIO



comfort+

Energy Light 2S 342S*

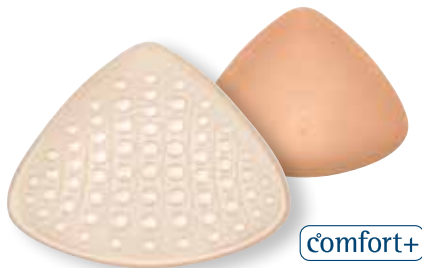
Cup Form	Average
Shape	Symmetrical
Weight	Light
Layers	3 layers
Sizes	1-14
Tawny sizes	1-14



comfort+

Energy Light 2U 341S*

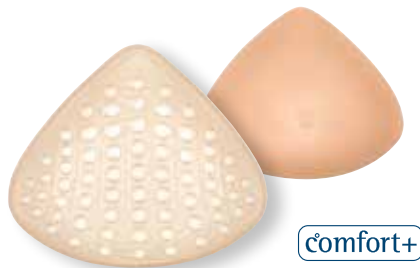
Cup Form	Average
Shape	Universal
Weight	Light
Layers	3 layers
Sizes	1-14



comfort+

Energy Cosmetic 2S 310

Cup Form	Average
Shape	Symmetrical
Weight	Reduced
Layers	3 layers
Sizes	1-14



comfort+

Energy Cosmetic 3S 311

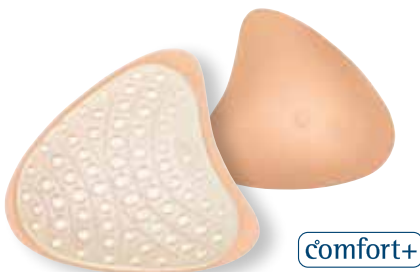
Cup Form	Full
Shape	Symmetrical
Weight	Reduced
Layers	3 layers
Sizes	1-12



comfort+

Energy 1S 349S

Cup Form	Shallow
Shape	Symmetrical
Weight	Standard
Layers	3 layers
Sizes	1-12



comfort+

Energy 2U 347S

Cup Form	Average
Shape	Universal
Weight	Standard
Layers	3 layers
Sizes	1-14

*Light breast forms are more muted in colour. ● Available in Tawny colour.

AMOENA NATURA

The most natural look and feel – more than any other

FEATURES & BENEFITS

- Designed to drape like a natural breast so that it moves with her body, even flattening when she lies down
- Select styles feature a soft, clear silicone gel back layer that hugs the body and is extra gentle to scar areas
- Patented *Comfort+* material integrated into the silicone reduces perspiration by equalizing the temperature behind the form



Fitter TIP

If you are confident, it will show and the fitting and products won't be questioned as often. If the first bra you try on fits great...don't try anything else! Trust yourself.

AMOENA NATURA XTRA LIGHT 1S^N AND 2S^N

BREAST FORMS AND SHAPERS



When your customer wants a lighter than lightweight breast form, give her Natura Xtra Light.

- The form weighs nearly 40% less than standard silicone forms of similar shape and size due to a new ultra-lightweight silicone formulation
- It maintains Amoena durability standards – the slightly firmer lightweight silicone in the back layer helps stabilize the form when worn in a bra pocket
- It has patented *Comfort+* temperature-equalizing material integrated into the back layer to regulate fluctuations in body heat, and reducing perspiration behind the form

Natura Xtra Light is particularly ideal if she has lymphedema or osteoporosis; both conditions can benefit from wearing a lighter weight breast form.

Our Xtra Light silicone is also available in our new Adapt Air breast forms. See pg. 24.

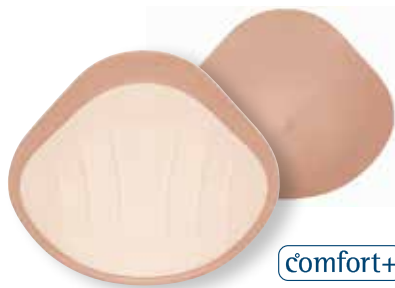
TWO NEW SHAPES FOR A PERFECT FIT

Natura Xtra Light is offered in our 2 most modern shapes, the 1S^N (for a shallow breast shape) and 2S^N (for an average breast shape). Customers asked for a more rounded footprint that will fit them more comfortably. The new shapes deliver; they are symmetrical and can be worn on either side, with these benefits:

- A more rounded volume on the lower section, so the breast form drapes more naturally than any other lightweight form
- A more narrow fit and footprint than 2S, to avoid overlapping a natural breast or breast form on the other side
- A slightly curved back, with small channels that help the form bend to stay upright in the bra pocket and hug the body more closely



AMOENA NATURA PORTFOLIO



comfort+

Natura Xtra Light 1S^N 401*

Cup Form Shallow
 Shape Symmetrical
 Weight Xtra Light
 Layers 2 layers
 Sizes 1-14



comfort+

Natura Xtra Light 2S^N 400*

Cup Form Average
 Shape Symmetrical
 Weight Xtra Light
 Layers 2 layers
 Sizes 1-17
 Tawny sizes 1-17



comfort+

Natura Light 1S^N 402*

GEL BACK

Cup Form Shallow
 Shape Symmetrical
 Weight Light
 Layers 3 layers
 Sizes 1-14



comfort+

Natura Light 1S 664*

GEL BACK

Cup Form Shallow
 Shape Symmetrical
 Weight Light
 Layers 3 layers
 Sizes 1-14

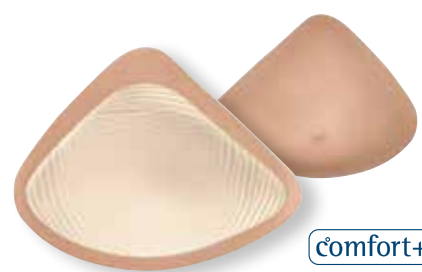


comfort+

Natura Light 2S 390*

GEL BACK

Cup Form Average
 Shape Symmetrical
 Weight Light
 Layers 3 layers
 Sizes 1-17
 Tawny sizes 1-15



comfort+

Natura Light 2A 392*

GEL BACK

Cup Form Average
 Shape Asymmetrical
 Weight Light
 Layers 3 layers
 Sizes 0-14 L/R



comfort+

Natura Light 2U 399*

GEL BACK

Cup Form Average
 Shape Universal
 Weight Light
 Layers 3 layers
 Sizes 1-14




comfort+

Natura Light 3S 391*

GEL BACK

Cup Form Full
 Shape Symmetrical
 Weight Light
 Layers 3 layers
 Sizes 0-12



comfort+

Natura Light 3A 373N*

GEL BACK

Cup Form Full
 Shape Asymmetrical
 Weight Light
 Layers 3 layers
 Sizes 4-12 L/R
 Tawny sizes 4-12 L/R

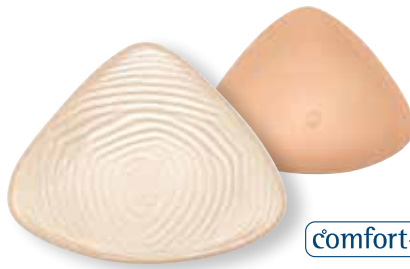
*Light breast forms are more muted in colour. ● Available in Tawny colour.



comfort+

Natura Cosmetic 2S^N 323 GEL BACK

Cup Form Average
 Shape Symmetrical
 Weight Reduced
 Layers 3 layers
 Sizes 1-14



comfort+

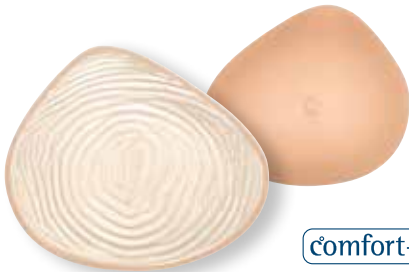
Natura Cosmetic 2S 320 GEL BACK

Cup Form Average
 Shape Symmetrical
 Weight Reduced
 Layers 3 layers
 Sizes 1-14



Natura Cosmetic 3S 321

Cup Form Full
 Shape Symmetrical
 Weight Reduced
 Layers 3 layers
 Sizes 1-12



comfort+

Natura Cosmetic 3E 322 GEL BACK

Cup Form Full
 Shape Extra
 Weight Reduced
 Layers 3 layers
 Sizes 1-14 L/R



comfort+

Natura 1S 396

Cup Form Shallow
 Shape Symmetrical
 Weight Standard
 Layers 2 layers
 Sizes 1-14



comfort+

Natura 2U 394 GEL BACK

Cup Form Average
 Shape Universal
 Weight Standard
 Layers 3 layers
 Sizes 1-14



comfort+

Natura 3E 397

Cup Form Full
 Shape Extra
 Weight Standard
 Layers 2 layers
 Sizes 1-14 L/R

AMOENA ESSENTIAL

Balanced and secure fit

FEATURES & BENEFITS

- Gives her a comfortable, natural symmetrical appearance
- Essential Deluxe forms feature a flowable silicone gel back layer that hugs the body and is extra gentle on scar tissue

Fitter TIP

There's no need to tell the customer which bra size you've chosen until she is happy with the look. Sometimes knowing the size can cause negative feelings, despite how nice it looks on her.

AMOENA ESSENTIAL PORTFOLIO



Essential Light 1S^N 314*

Cup Form	Shallow
Shape	Symmetrical
Weight	Light
Layers	1 layer
Sizes	1-14
Tawny sizes	1-14



Essential Light 2S 442*

Cup Form	Average
Shape	Symmetrical
Weight	Light
Layers	1 layer
Sizes	1-17
Tawny sizes	1-17



Essential Light 2A 356*

Cup Shape	Average
Shape	Asymmetrical
Weight	Light
Layers	1 layer
Sizes	0-14 L/R



Essential Light 3E 556*

Cup Form	Full
Shape	Extra
Weight	Light
Layers	1 layer
Sizes	1-14 L/R
Tawny sizes	4-14 L/R



Essential 1S 630

Cup Form	Shallow
Shape	Symmetrical
Weight	Standard
Layers	1 layer
Sizes	1-12



Essential 2A 353

Cup Form	Average
Shape	Asymmetrical
Weight	Standard
Layers	1 layer
Sizes	0-12 L/R



Essential 2E 474

Cup Form	Extra
Shape	Symmetrical
Weight	Standard
Layers	1 layer
Sizes	0-12
Tawny sizes	0-12



Essential 3S 363

Cup Form	Full
Shape	Symmetrical
Weight	Standard
Layers	1 layer
Sizes	0-12







*Light breast forms are more muted in colour. ● Available in Tawny colour.

BALANCE BREAST SHAPERS

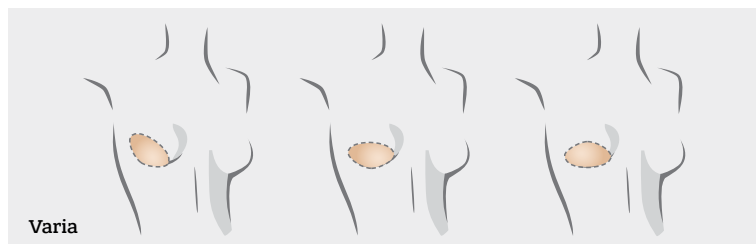
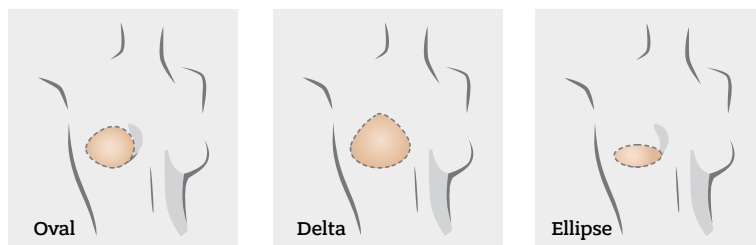
Amoena's Balance breast shapers are a non-surgical solution for women who experience breast asymmetry after a lumpectomy, reconstruction, multiple biopsies and even naturally.

- Our new portfolio has more shapes, styles, and thicknesses.
- Most styles feature a back layer with integrated patented *Comfort+* temperature-equalizing material to reduce perspiration behind the shaper
- The shapers fill the bra cup where there is missing or uneven tissue, creating a smooth silhouette
- Designed with tapered edges to match her curves
- The Cross-Cup Difference (CCD) fitting method was developed to help you find the best OVAL and DELTA thickness for her needs. You will find it on pg. 82

BALANCE PORTFOLIO

Thickness	Thin		Medium	Volume	Special	
Cup Difference	< 1 cm or 3/8"		1 to 2 cm or 3/8" to 3/4"	> 2 cm or 3/4"		
SHAPE						
BALANCE CONTACT <i>comfort+</i>			Balance Contact MD 229 Sizes 2-12	Balance Contact VD 230 Sizes 3/4-9/10		Balance Contact SV 286 Sizes S-XL
BALANCE NATURA <i>comfort+</i>				Balance Natura Light VD 221 Sizes 3/4-11/12		
	Balance Natura TO 227 Sizes S-XL	Balance Natura TD 217 Sizes 1-10	Balance Natura MD 220 Sizes 2-12	Balance Natura VD 222 Sizes 3/4-9/10	Balance Natura SE 231 Sizes S-XL	Balance Natura SV 285 Sizes S-XL
BALANCE ESSENTIAL				Balance Essential Light VD 224 Sizes 3/4-11/12 Tawny 5/6-11/12		
	Balance Essential TO 228 Sizes S-XL	Balance Essential TD 218 Sizes 1-10	Balance Essential MD 223 Sizes 3-12 Tawny 4-10	Balance Essential VD 225 Sizes 3/4-9/10	Balance Essential SE 232 Sizes S-XL	

FOUR SHAPES THAT BRING LOTS OF OPTIONS



Surgery types, sites and the amount of missing tissue vary from woman to woman. Amoena Balance shapers come in multiple shapes, sizes and thicknesses – and can be rotated to fill in where it's needed most – to help you find the ideal solution for her.

AMOENA BALANCE BREAST SHAPERS PORTFOLIO



comfort+

Balance Contact MD 229

Thickness Medium
Shape Delta
Layers 2 layers
Sizes 2-12



comfort+

Balance Contact VD 230

Thickness Volume
Shape Delta
Layers 2 layers
Sizes 3/4-9/10



comfort+

Balance Contact SV 286

Thickness Special
Shape Varia
Layers 2 layers
Sizes S-XL



comfort+

Balance Natura Light VD 221*

Thickness Volume
Shape Delta
Layers 2 layers
Sizes 3/4-11/12



comfort+

Balance Natura TO 227

Thickness Thin
Shape Oval
Layers 2 layers
Sizes S-XL



comfort+

Balance Natura TD 217

Thickness Thin
Shape Delta
Layers 2 layers
Sizes 1-10



comfort+

Balance Natura MD 220

Thickness Medium
Shape Delta
Layers 2 layers
Sizes 2-12



comfort+

Balance Natura VD 222

Thickness Volume
Shape Delta
Layers 2 layers
Sizes 3/4-9/10



comfort+

Balance Natura SE 231

Thickness Special
Shape Ellipse
Layers 2 layers
Sizes S-XL



comfort+

Balance Natura SV 285

Thickness Special
Shape Varia
Layers 2 layers
Sizes S-XL

*Light breast forms are more muted in colour.

AMOENA BALANCE BREAST SHAPERS PORTFOLIO



Balance Essential Light VD 224* ●

Thickness	Volume
Shape	Delta
Layers	1 layer
Sizes	3/4-11/12
Tawny Sizes	5/6-11/12



Balance Essential TO 228

Thickness	Thin
Shape	Oval
Layers	1 layer
Sizes	S-XL



Balance Essential TD 218

Thickness	Thin
Shape	Delta
Layers	1 layer
Sizes	1-10



Balance Essential MD 223 ●

Thickness	Medium
Shape	Delta
Layers	1 layer
Sizes	3-12
Tawny Sizes	4-10



Balance Essential VD 225

Thickness	Volume
Shape	Delta
Layers	1 layer
Sizes	3/4-9/10



Balance Essential SE 232

Thickness	Special
Shape	Ellipse
Layers	1 layer
Sizes	S-XL

*Light breast forms are more muted in colour. ● Available in Tawny colour.

BALANCE FIT KIT



PREMIUM FIT KIT 245

17 partials in different sizes and a sizing chart to help support your fittings

ADDITIONAL BREAST FORMS



AQUA WAVE SWIMFORM

Style 149
 Sizes 1-14

- A transparent silicone form for water activities, with a unique natural shape
- Symmetrical form features raised waves on back that allow air and water to flow through, reducing the amount of suction
- Offers a shallow to average fit
- Packaged with a fashionable waterproof drawstring bag that is large enough to hold a wet swimsuit



Aqua Wave Swim Bag also sold separately, style #049



SLIGHTLY WEIGHTED LEISURE FORM

Style 132N
 Sizes 3-14
 Material

Weighted Foam: 30% Polyurethane, 70% Barium Sulfate (7727-43-7)
 Cover: 82% Nylon, 18% Spandex



- Polyurethane foam form is slightly weighted with Barium Sulfate (7727-43-7), a naturally occurring mineral in powder form
- Ultra-soft removable, washable fabric cover helps maintain a clean environment
- Ideal for wear while sleeping

A post-surgical form is not a substitute for a weighted silicone breast form, which is designed for everyday use and provides your body with proper balance.

BREAST FORM CARE

AMOENA SOFT CLEANSER & SOFT BRUSH

Amoena Soft Cleanser is specifically formulated for the Contact adhesive surface and contains no oil-based substances. It is also suitable for cleaning non-adhesive breast forms. For the best adhesion, use the Amoena Soft Cleanser with the Amoena Soft Brush. The soft cleanser is also recommended to clean Balance Contact products as well as the adhesive nipples.

Style# 08703
 Size 150 ml

Amoena Soft Brush is specially designed for Amoena Contact products and has very soft rounded bristles which will not harm the adhesive surface.

Style# 08903 / 1 piece

ALUMINUM
 FREE



BREAST FORM ACCESSORIES



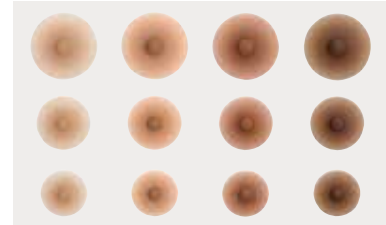
ADHESIVE NIPPLES

- Attaches securely to a breast form, breast shaper, natural breast or reconstructed breast with a silicone adhesive
- Packaged with one 30 ml bottle of Amoena Soft Cleanser
- Demo Kit displays one of each colour in each size for use in effectively determining size and colour needed (for retailers only)

Style 136 Ivory
137 Almond (shown)
138 Bronze
139 Tawny
134 Demo Kit

Sizes Small (1 3/8")
Medium (1 9/16")
Large (2")

Package 2 per case



CONTACT BACK PAD AND FOILS

- Back Pad allows breast form to be worn unattached and inside a bra pocket
- Foils protect the adhesive back during storage
- Available in breast forms sizes according to shape; see below

Style See chart below
Package 1 Back Pad
2 Foils per bag

BACK PAD SIZING CHART

FORM STYLE	BACK PAD STYLE
386C	171 L/R
385C	168
384C	167
383C	170 L/R
382C	168
381C	172
380C	172

	BREAST FORM SIZE														
	0	1	2	3	4	5	6	7	8	9	10	11	12	13	14
BACK PAD SIZE		1	1	3	3	5	5	7	7	9	9	11	11	13	13
		3	3	3	5	5	7	7	9	9	11	11			
		1	1	3	3	5	5	7	7	9	9	11	11	13	13
	1	1	1	3	3	5	5	7	7	10	10	12	12		
		3	3	3	5	5	7	7	9	9	11	11	11		
		3	3	3	5	5	7	7	9	9	11	11	11		
		3	3	3	5	5	7	7	9	9	11	11	11	13	13
		3	3	3	5	5	7	7	9	9	11	11	11	13	13



BREAST FORM COVER

- Breast form cover protects the breast form
- Gentle fabric with no seams in the front.
- Opening on the rear side.
- Can be washed, 85°F handwash
- Style 156 suitable for breast form shape 2A, style 160 for shapes 2S, 3S

Style 156
Colour Ivory
Sizes 1-14 L/R
Fits Breast Form 392,393
Package 1 cover

Style 160
Colour Ivory
Sizes 1-17
Fits Breast Form 442, 440, 391, 390, 385C, 382C, 381C, 380C, 363, 342N, 320, 310
Package 1 cover

CONTACT MULTI

The Amoena Contact Multi is a silicone pad featuring the same secure adhesive used in Amoena Contact breast forms. The pad can be adhered to any Amoena Natura or Essential breast forms in the 2S, 2S^N, 3S or 3E shapes, which then allows the form to be attached to a woman's chest wall. And because it's removed after each wear, it increases the versatility of her breast form – she can choose when to wear her form attached, and when not.



Lower image shows how the Contact Multi pad fits on to a breast form. (Form not included)

FEATURES & BENEFITS

- The Contact Multi pad is made of a soft, strong silicone with adhesive on both sides – one side securely adheres to an Amoena Natura or Essential breast form; the other to a woman's chest wall.
- The pad is easy to apply, wear and remove – giving women a new attachable solution and the freedom to choose.
- Wearing a breast form attached has been known to give women a feeling of less weight and more flexibility with clothing options.
- Like Amoena Contact breast forms, the Contact Multi pad requires a clean chest wall for the best adhesion. Daily cleaning is necessary using the Amoena Soft Cleanser and Soft Brush provided.

The pad is designed to be worn on an Amoena breast form and to be worn with a bra for complete support. Amoena is not liable for any damage caused by placing the Contact Multi pad onto another brand of breast form.

Style 037 fits Amoena 2S* breast forms sizes 1/2, 3/4, 5/6, 7/8, 9/10

Style 038 fits Amoena 3S* breast forms sizes 0/1/2, 3/4, 5/6, 7/8, 9/10

Style 040 fits Amoena 2S^N* breast forms sizes 1/2, 3/4, 5/6, 7/8, 9/10, 11/12, 13/14

Style 041 fits Amoena 3E* breast forms sizes 1/2, 3/4, 5/6, 7/8, 9/10

Side L/R

Package One pad with a microfibre drying cloth, one 30ml Amoena Soft Cleanser and one Soft Brush
150ml Amoena Soft Cleanser sold separately

See pg. 42 for the Amoena Form Care products.

*Recommended for use with Amoena Natura and Essential breast forms only

TEXTILES

WHEN CLOTHING SERVES A GREATER PURPOSE

We offer a wide range of pocketed bras, matching lingerie sets, leisure wear and swimwear. Whether your customer wants to incorporate playful femininity or simple design into her wardrobe, we ensure that our designs support her body the best possible way.

AMOENA LINGERIE

To help you find the right style, we have grouped our permanent, pocketed bras into segments.

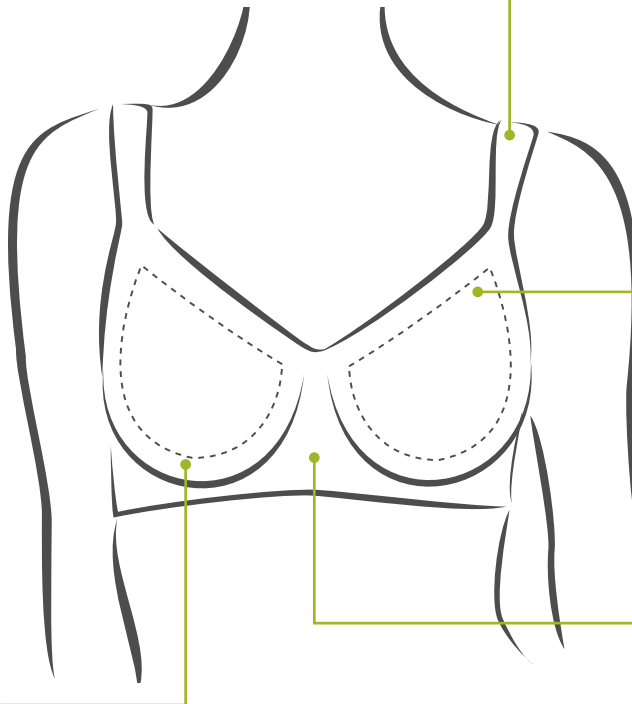
LINGERIE p. 47

ACTIVE p. 70

LEISURE p. 72

TEXTILES

SPECIAL FEATURES



Comfortable straps: Comfortable, adjustable straps support a breast form without putting strain on the shoulders. Some styles have wider, padded straps for additional comfort and support in larger sizes.

Most styles feature adjustable straps that increase in width to maintain support in larger sizes.

Discreet pockets: All Amoena bras have discreet pockets to hold a breast form or breast shaper securely in place.

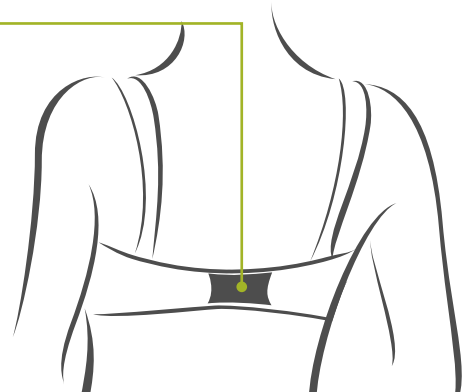
The pockets are made of various soft and breathable materials and are invisible behind the cup when a breast form is not being worn, allowing Amoena bras to be worn by any woman.

Supportive underband: A wider underband gives support and stability, ensuring a breast form or breast shaper stays securely in place.

Flexible cups: Our bra cups follow the shape of a breast form closely to ensure a perfect fit. Elastic edges provide extra security.

Variable fastening: Back closures feature 2 to 7 hooks, depending on the bra size and style, ensuring just the right amount of support.

Many styles feature a soft, plush back closure that is ultra comfortable against the skin.





AMANDA SOFT CUP



Style 44536 White

Fit Average/Full

Sizes 34-48 A, B, C, D, DD, DDD; 36-46 G

Hooks 2 rows: 34-38 A, 34-36 B, 34 C
3 rows: 40-48 A, 38-48 B, 36-48 C,
34-44 D, 34-42 DD, 34-40 DDD, 36-38 G
4 rows: 48 C, 46-48 D, 44-48 DD, 42-48 DDD, 40-46 G

Material Cup A, B, C: 73% Nylon, 17% Spandex, 5% Polyester, 5% Polyurethane
Cup D, DD, DDD, G: 73% Nylon, 19% Spandex, 4% Polyester, 4% Polyurethane



- Features half-moon support on cups sides specially designed to support larger sizes
- Microfibre cup pockets
- Plush hook & eye back closure
- Comfortable, adjustable elastic straps



AMANDA UNDERWIRE



Style 44538 White

Fit Average/Full

Sizes 34-48 A, B, C, D, DD, DDD; 36-46 G

Hooks 2 rows: 34-38 A, 34-36 B, 34 C
3 rows: 40-48 A, 38-48 B, 36-48 C, 34-44 D,
34-42 DD, 34-40 DDD, 36-38 G
4 rows: 48 C, 46-48 D, 44-48 DD, 42-48 DDD, 40-46 G

Material Cup A, B, C: 73% Nylon, 20% Spandex, 7% Polyester
Cup D, DD, DDD, G: 74% Nylon, 22% Spandex, 4% Polyester



- Features half-moon support on cups sides specially designed to support larger sizes
- Microfibre cup pockets
- Plush hook & eye back closure
- Comfortable, adjustable elastic straps



AMBER PADDED SOFT CUP



Style 44259 Black

Fit Average/Full

Sizes 32-42 AA, A, B, C, D, DD

Hooks 2 rows: 32-42 AA, A; 32-40 B;
32-38 C; 32-36 D; 32-34 DD
3 rows: 42 B; 40-42 C; 38-42 D;
36-42 DD

Material 79% Nylon, 21% Spandex








- Soft foam bra cups with a delicate lace overlay that covers the cups and creates a camisole effect
- Microfibre cup pockets
- Plush hook & eye back closure
- Comfortable, adjustable elastic straps

POCKET PATTERN / FABRICS

- 1** Molded **2** Cut & Sewn **3** Tulle **4** Microfibre **5** Cotton **6** COOLMAX® Fabric **7** Other



COOLMAX® fabric evaporates moisture and dries quickly. Its moisture-wicking, and breathable properties help to keep a woman dry and comfortable

AMANDA SOFT CUP BUSTIER    | 1,7

Style	44537  White	
Fit	Shallow/Average	
Sizes	34-42 A, B, C, D	
Hooks	2 rows: 34-38 A, 34-36 B, 34 C 3 rows: 40-42 A, 38-42 B, 36-42 C, 34-42 D	
Material	Cup A, B, C: 78% Nylon, 19% Spandex, 3% Polyester Cup D: 78% Nylon, 20% Spandex, 2% Polyester	

- Modern design with a deeper neckline specially designed for women who wear breast shapers
- Elegant Jacquard fabric in combination with lace inserts
- Interior cup pockets
- Plush hook & eye back closure
- Comfortable, adjustable elastic straps

AMANDA PANTY

Style	44539  White	
Sizes	6-24	
Material	77% Nylon, 11% Spandex, 7% Cotton, 5% Polyester	

- No elastic for invisible, comfortable wearing
- Lace inserts in back for added elegance

FEATURES



Bilateral Pockets



Underwire



Soft Cup



Cut & Sewn Cups



Cut & Sewn Foam Cups



Molded Cups



Molded Foam Cups



Comfort Straps



Side Bones



High Cotton Content

Features
COOLMAX®
pockets



ANNABELL SOFT CUP



Style	2126	<input type="checkbox"/> White	<input type="checkbox"/> Pearl Beige	<input type="checkbox"/> Black
Fit	Average			
Sizes	White, Pearl Beige: 34-38 AA; 32-40 A, B, C, D Black: 34-38 AA; 34-40 A, B, C, D			
Hooks	2 rows: 34-38 AA; 34-38 A, B; 34-36 C 3 rows: 40 A, B; 38-40 C; 34-40 D			
Material	51% Nylon, 36% Polyester (COOLMAX®), 11% Spandex, 2% Rayon			



- Soft lace trimmed, embossed cup design
- Breathable COOLMAX® fabric cup pockets
- Adjustable straps. Elastic, 34-38 AA; 34-38 A, B; 34-36 C; Rigid, 40 B; 38-40 C, 34-40 D



ANNETTE UNDERWIRE



Style	44028	<input type="checkbox"/> Off-White
	1087	<input type="checkbox"/> Black/Nude
Fit	Average	
Sizes	34-48 B, C, D; 34-46 DD; 34-44 DDD; 34-42 G	
Hooks	2 rows: 34-38 B; 34-36 C; 34 D 3 rows: 40-48 B; 38-48 C; 36-48 D; 34-46 DD; 34-44 DDD; 34-42 G	
Material	80% Nylon, 20% Spandex	



- Lace cups overlay a solid microfibre fabric
- Microfibre cup pockets
- Plush hook & eye back closure
- Wide padded and adjustable elastic straps



ANNETTE PANTY*

Style	44029	<input type="checkbox"/> Off-White
Sizes	8-20	
Material	73% Nylon, 20% Spandex, 7% Cotton	



ANNETTE HIGH WAIST BRIEF*

Style	44030	<input type="checkbox"/> Off-White
Sizes	8-20	
Material	66% Nylon, 24% Cotton, 10% Spandex	



*Available while stock lasts

POCKET PATTERN / FABRICS

1
Molded

2
Cut & Sewn

3
Tulle

4
Microfibre


5
Cotton

6
COOLMAX®
Fabric

7
Other

COOLMAX® fabric evaporates moisture and dries quickly. Its moisture-wicking, and breathable properties help to keep a woman dry and comfortable

AURELIE PADDED SOFT CUP ▲ ◐ ● 1,4

Style	44155	Off-White	
	44279	Black	
Fit	Average		
Sizes	32-44 AA, A, B, C, D, DD		
Hooks	2 rows: 32-40 AA; 32-38 A; 32-36 B; 32-34 C; 32 D		
	3 rows: 42-44 AA; 40-44 A; 38-44 B; 36-44 C; 34-44 D; 32-44 DD		
Material	46% Nylon, 37% Polyester, 17% Spandex		

- Luxurious lace and decorative Jacquard fabric with crystal and gold details
- Microfibre cup pockets
- Plush hook & eye back closure
- Comfortable, adjustable elastic straps



FEATURES

▲
Bilateral
Pockets◐
Underwire◐
Soft Cup⊕
Cut & Sewn
Cups◐
Cut & Sewn
Foam Cups●
Molded
Cups●
Molded
Foam Cups()
Comfort
Straps|
Side
Bones♻️
High Cotton
Content



AURELIE SOFT CUP



Style 44153  Off-White 44277  Black
 Fit Average
 Sizes 32-44 A, B, C, D, DD; 34-42 DDD
 Hooks 2 rows: 32-38 A; 32-36 B; 32-34 C; 32 D
 3 rows: 40-44 A; 38-44 B; 36-44 C;
 34-44 D; 32-44 DD; 34-42 DDD
 Material Cup A, B, C: 67% Nylon, 25% Spandex, 8% Polyester
 Cup D, DD, DDD: 68% Nylon, 26% Spandex, 6% Polyester





- Luxurious lace and decorative Jacquard fabric with crystal and gold details
- Microfibre cup pockets
- Plush hook & eye back closure
- Comfortable, adjustable elastic straps



AURELIE UNDERWIRE





Style 44154  Off-White 44278  Black
 Fit Average
 Sizes 32-44 A, B, C, D, DD; 34-42 DDD
 Hooks 2 rows: 32-38 A; 32-36 B; 32-34 C; 32 D
 3 rows: 40-44 A; 38-44 B; 36-44 C;
 34-44 D; 32-44 DD; 34-42 DDD
 Material Cup A, B, C: 67% Nylon, 24% Spandex, 9% Polyester
 Cup D, DD, DDD: 67% Nylon, 25% Spandex, 8% Polyester



- Luxurious lace and decorative Jacquard fabric with crystal and gold details
- Microfibre cup pockets
- Plush hook & eye back closure
- Comfortable, adjustable elastic straps



AURELIE PANTY

Style 44156  Off-White 44280  Black
 Sizes 6-20
 Material 55% Nylon, 26% Spandex,
 11% Cotton, 8% Polyester



- Rich lace inserts at front and back mirror the lace in the Aurelie bras
- Jacquard fabric with a delicate pearl texture looks and feels luxurious
- Small crystal pendant at the centre bow is trimmed in gold for special elegance

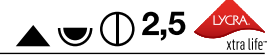
POCKET PATTERN / FABRICS

- 1** Molded **2** Cut & Sewn **3** Tulle **4** Microfibre **5** Cotton **6** COOLMAX® Fabric **7** Other

COOLMAX® fabric evaporates moisture and dries quickly. Its moisture-wicking, and breathable properties help to keep a woman dry and comfortable



AVA SOFT CUP



Style	2115	White	Pearl Beige
Fit	Full		
Sizes	34-52 B; 34-50 C; 52 C*; 36-46 D, DD		
Hooks	3 rows: 34-46 B; 34-46 C; 36-38 D 4 rows: 48-52 B,C; 40-46 D; 36-46 DD		
Material	38% Cotton, 27% Polyester, 26% Nylon, 7% LYCRA®, 2% Spandex		



- M-frame style that gives excellent support, especially for a fuller figure
- Cotton cup pockets
- Light fiberfill padded cups
- Adjustable, rigid straps

*Size 52 C available while stock lasts




Convertible
STRAPS

BARBARA PADDED UNDERWIRE



Style	0457	Nude
Fit	Average	
Sizes	32-40 A, B, C; 32-38 D	
Hooks	3 rows: 32-40 A, B, C; 32-38 D	
Material	72% Nylon, 14% Spandex, 14% Polyester	

- Designed in a smooth bonded fabric for a flawless look
- Molded foam, pocketed cups
- Versatile adjustable strap options: strapless, straight, crisscross or halterneck; packaged with additional clear straps for an invisible strap option



NEW
Colours

ORGANIC
COTTON

BECKY SEAMLESS SOFT CUP



Style	44676	Off-White (available February)
	44677	Rose Nude (available February)
	44418	Nude*
Fit	Average	
Sizes	S (32-36 A; 32-34 B; 32 C) M (38-40 A; 36-38 B; 34-36 C; 32-34 D) L (42-44 A; 40-42 B; 38-40 C; 36-38 D; 34-36 DD) XL (44-46 B; 42-44 C; 40-42 D; 38-40 DD) 2XL (46 C; 44-46 D; 42-46 DD) 44677, 44418 only	
Material	44677, 44418: 60% Organic Cotton, 32% Nylon, 8% Spandex 44418: 89% Nylon, 11% Spandex	



- Woven material with no uncomfortable seams or closures
- Molded cups with pockets
- Wide straps and underbust band; centre ruching creates separation
- An ideal sleeping bra

FEATURES



Bilateral
Pockets



Underwire



Soft Cup



Cut & Sewn
Cups



Cut & Sewn
Foam Cups



Molded
Cups



Molded
Foam Cups



Comfort
Straps



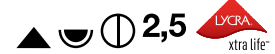
Side
Bones



High Cotton
Content



BELLA SOFT CUP



Style 2114 White Pearl Beige
 Fit Shallow/Average
 Sizes 34-42 A; 34-44 B; 34-46 C; 36-46 D
 Hooks 2 rows: 34-38 A, B; 34 C
 3 rows: 40-42 A; 40-44 B; 36-38 C
 4 rows: 40-46 C; 36 D
 5 rows: 40-46 D



Material 58% Nylon, 30% Cotton, 6% Spandex, 6% LYCRA®

- Jacquard fabric with light fiberfill padded cups
- Cotton pockets
- Adjustable elastic straps



BIANCA PADDED WIRE-FREE



Style 44216 White
 Fit Average
 Sizes 32-42 AA, A, B, C, D
 Hooks 2 rows: 32-42 AA; 32-40 A; 32-38 B;
 32-36 C; 32 D
 3 rows: 42 A; 40-42 B; 38-42 C; 34-42 D
 Material 77% Nylon, 23% Spandex



Racerback
option



DANA SOFT CUP



Style 0862 White
 0750 Black
 Fit Average
 Sizes 32-40 AA; 32-44 A, B, C; 34-42 D, DD
 Hooks 2 rows: 32-40 AA; 32-38 A; 32-36 B, C; 34 D
 3 rows: 40-44 A; 38-44 B, C; 36-42 D; 34-42 DD
 Material 87% Nylon, 13% Spandex



- Camisole bra in a micro jacquard fabric
- Molded microfibre cups with pockets
- Decorative, adjustable elastic straps

POCKET PATTERN / FABRICS

- 1** Molded **2** Cut & Sewn **3** Tulle **4** Microfibre **5** Cotton **6** COOLMAX® Fabric **7** Other


COOLMAX® fabric evaporates moisture and dries quickly. Its moisture-wicking, and breathable properties help to keep a woman dry and comfortable

This seasonal style is now part of our permanent collection.



CELINE SOFT CUP




Style 44509  Light Rose/Grey
 Fit Average
 Sizes 34-42 A, B, C, D
 Hooks 2 rows: 34-42 A; 34-40 B; 34-38 C; 34-36 D
 3 rows: 42 B; 40-42 C; 38-42 D
 Material: 80% Nylon, 14% Spandex, 6% Polyester



- High-coverage bra with adjustable centre front gives two different wearing options: camisole bra or lower centre front
- Delicate light lace with subtle two-tone effect

CELINE PANTY

Style 44512  Light Rose/Grey
 Sizes 6-16
 Material 65% Nylon, 24% Spandex, 11% Cotton



- Coordinates perfectly with the Celine bra
- Delicate light lace with subtle two-tone effect

FEATURES

-  Bilateral Pockets
-  Underwire
-  Soft Cup
-  Cut & Sewn Cups
-  Cut & Sewn Foam Cups
-  Molded Cups
-  Molded Foam Cups
-  Comfort Straps
-  Side Bones
-  High Cotton Content



DIANNA SOFT CUP

▲ ◡ ⊙ () 1,4

Style	44112	<input type="checkbox"/>	White
	44116	<input type="checkbox"/>	Rose Nude
	44107	<input type="checkbox"/>	Black
Fit	Average		
Sizes	32-44 AA, A, B, C, D		
Hooks	2 rows: 32-42 AA; 32-40 A; 32-36 B; 32-34 C; 32 D 3 rows: 44 AA; 42-44 A; 38-44 B; 36-44 C; 34-44 D		
Material	78% Nylon, 19% Spandex, 3% Cotton		



- Embossed Jacquard creates elegant faux-texture
- Molded, ultra breathable MicroSense microfibre cups with pockets
- Plush hook & eye back closure
- Padded, adjustable elastic straps



DIANNA PANTY*

Style	44113	<input type="checkbox"/>	White
	44108	<input type="checkbox"/>	Black
	44117	<input type="checkbox"/>	Rose Nude
Sizes	6-16		
Material	72% Nylon, 21% Spandex, 7% Cotton		



*Available while stock lasts



DOROTHY SOFT CUP

▲ ◡ ⊙ 2,5

Style	2123	<input type="checkbox"/>	White	<input type="checkbox"/>	Pearl Beige
Fit	Shallow				
Sizes	32-38 AA; 32-42 A; 32-44 B; 34-44 C				
Hooks	2 rows: cups AA, A; 32-38 B; 34-36 C 3 rows: 40-44 B; 38-44 C				
Material	36% Polyester, 35% Cotton, 21% Nylon, 7% Spandex, 1% Polyurethane				



- Embossed Jacquard with light fiberfill padded cups
- Cotton pockets
- Adjustable straps: Elastic, 34-38 AA; 34-42 A; 34-38 B; 34-36 C; Rigid, 40-44 B; 38-44 C

POCKET PATTERN / FABRICS

- | | | | | | | |
|----------|------------|----------|------------|----------|-----------------|----------|
| 1 | 2 | 3 | 4 | 5 | 6 | 7 |
| Molded | Cut & Sewn | Tulle | Microfibre | Cotton | COOLMAX® Fabric | Other |

COOLMAX® fabric evaporates moisture and dries quickly. Its moisture-wicking, and breathable properties help to keep a woman dry and comfortable



ELLA SOFT CUP



Style	2133	<input type="checkbox"/> White	<input type="checkbox"/> Pearl Beige	<input type="checkbox"/> Black
Fit	Full			
Sizes	34-42 B; 34-46 C, D, DD; 36-42 DDD			
Hooks	3 rows: 34-42 B, C; 34-40 D, DD 4 rows: 44-46 C; 42-46 D, DD; 36-42 DDD			
Material	60% Polyester, 31% Nylon, 9% Spandex			



- Floral Jacquard fabric with light fiberfill padded cups
- Breathable tulle pockets
- Wide Powernet back fabric provides support and all-day comfort
- Padded adjustable straps



ELLEN SOFT CUP



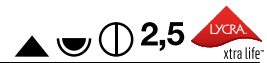
Style	44419	<input type="checkbox"/> Rose Nude		
	44245	<input type="checkbox"/> Black/Nude		
Fit	Average/Full			
Sizes	32-44 A, B, C, D, DD			
Hooks, front	5 rows: 32-38 A; 32-36 B; 32-34 C; 32 D 6 rows: 40-44 A; 38-44 B; 36-42 C; 34-40 D; 32-38 DD 7 rows: 44 C; 42-44 D; 40-44 DD			
Hooks, back	2 rows: 32-42 A; 32-40 B; 32-38 C; 32-36 D; 32-34 DD 3 rows: 44 A; 42-44 B; 40-44 C; 38-44 D; 36-42 DD 4 rows: 44 DD			
Material	78% Nylon, 22% Spandex			



- Front and back closures make it an ideal bra for those with diminished range-of-motion
- Light fiberfill padded cups
- Decorative, adjustable elastic straps



ISABEL SOFT CUP



Style	2118	<input type="checkbox"/> White	<input type="checkbox"/> Black	
		<input type="checkbox"/> Candlelight		
Fit	Average			
Sizes	36-38 AA; 34-42 A; 34-44 B, C; 34-42 D, DD			
Hooks	2 rows: 38 AA; 34-44 A 3 rows: 34-44 B, C; 34-40 D; 34-38 DD 4 rows: 42 D; 38-42 DD			
Material	40% Nylon, 32% Cotton, 18% Polyester, 6% Spandex, 4% LYCRA®			



- Camisole bra with a delicate lace insert
- Cotton pockets
- Thin adjustable, elastic straps

FEATURES



Bilateral Pockets



Underwire



Soft Cup



Cut & Sewn Cups



Cut & Sewn Foam Cups



Molded Cups



Molded Foam Cups



Comfort Straps



Side Bones



High Cotton Content

NEW
in March

Adjustable
Straps

FLEUR SOFT CUP ▲ ◡ ⊕ ⊖ ☼ 2,5

Style	44672	<input type="checkbox"/>	White (available March)
	44671	<input type="checkbox"/>	Nude (available March)
Fit	Shallow/Average		
Sizes	XS (28/30); S (32/34); M (36/38); L (40/42); XL (44/46); 2XL (48/50)		
Cups	A/B, C/D, DD/DDD		
Hooks	4 rows: XS(A/B, C/D); S(A/B); M(A/B) 5 rows: XS(DD/DDD); S(C/D, DD/DDD), M(C/D, DD/DDD); L(A/B, C/D); XL(A/B, C/D); 2XL(A/B, C/D) 6 rows: L(DD/DDD); XL(DD/DDD) 7 rows: 2XL(DD/DDD)		
Material	90% Cotton, 10% Spandex		



- New front-closure leisure bra that fits like Frances but with padded, adjustable straps
- Holds a leisure form, breast form, or shaper securely in place
- Wide adjustable straps
- For the best support, we recommend wearing an Amoena Leisure Form with this bra (see pg. 42)

LINGERIE

POCKET PATTERN / FABRICS

- | | | | | | | |
|----------|------------|----------|------------|----------|--------------------|----------|
| 1 | 2 | 3 | 4 | 5 | 6 | 7 |
| Molded | Cut & Sewn | Tulle | Microfibre | Cotton | COOLMAX®
Fabric | Other |

COOLMAX® fabric evaporates moisture and dries quickly. Its moisture-wicking, and breathable properties help to keep a woman dry and comfortable



ISADORA SOFT CUP

Style	0947		White
	0948		Nude
	44114		Black
Fit	Average/Full		
Sizes	34-50 A; 32-48 B, C, D; 32-44 DD, DDD, G		
Hooks	2 rows: 34-40 A; 32-40 B, C; 32-38 D 3 rows: 42-50 A; 42-48 B; 42-46 C; 40-44 D; 32-42 DD; 32-40 DDD; 32-38 G 4 rows: 48 C; 46-48 D; 44 DD; 42-44 DDD; 40-44 G		
Material	44% Nylon, 29% Polyester, 14% Spandex, 13% Cotton		



- Decorative embroidery on mesh at the top cup adds a light touch
- Cotton pockets
- Plush hook & eye back closure
- Wide, padded adjustable straps



ISADORA PANTY*

Style	44115		Black
Sizes	6-24		
Material	63% Nylon, 18% Spandex, 11% Polyester, 8% Cotton		



*Available while stock lasts



JASMIN SOFT CUP

Style	0900N		White
	44233		Black
Fit	Shallow/Average		
Sizes	32-40 AA, A, B; 34-40 C		
Hooks	2 rows: 32-40 AA, A, B; 34-40 C		
Material	68% Cotton, 18% Nylon, 7% Spandex, 7% Polyester		



- Made from a stretchy lace cotton which makes it light and comfortable
- Elastic upper cup provides a snug and secure fit
- Cotton pockets
- Wide, decorative adjustable straps

FEATURES



Bilateral Pockets



Underwire




Soft Cup

Cut & Sewn
CupsCut & Sewn
Foam CupsMolded
CupsMolded
Foam CupsComfort
StrapsSide
BonesHigh Cotton
Content

KAROLINA SOFT CUP



Style	44505	 White/Light Nude
Fit	Average	
Szes	32-42 A, B, C, D, DD	
Hooks	2 rows: 32-38 A; 32-36 B; 32-34 C; 32 D 3 rows: 40-42 A; 38-42 B; 36-42 C; 34-42 D; 32-42 DD	
Material	Cup A, B, C: 75% Nylon, 20% Spandex, 5% Rayon Cup D, DD: 75% Nylon, 22% Spandex, 3% Rayon	

- Luxurious fan lace in top cup in combination with a shiny hide-and-seek stripe fabric with crystal and gold details
- Microfibre pockets
- Plush hook & eye back closure
- Comfortable, adjustable elastic straps



POCKET PATTERN / FABRICS

1	2	3	4	5	6	7
Molded	Cut & Sewn	Tulle	Microfibre	Cotton	COOLMAX® Fabric	Other

COOLMAX® fabric evaporates moisture and dries quickly. Its moisture-wicking, and breathable properties help to keep a woman dry and comfortable



KAROLINA PADDED SOFT CUP



Style 44506  White/Light Nude

Sizes 32-42 AA, A, B, C, D, DD

Fit Average

Hooks 2 rows: 32-40 AA; 32-38 A; 32-36 B;
32-34 C; 32 D

3 rows: 42 AA; 40-42 A; 38-42 B; 36-42 C;
34-42 D; 32-42 DD

Material 55% Nylon, 27% Polyester, 14% Spandex, 4% Rayon



- Luxurious fan lace in top cup in combination with a shiny hide-and-seek stripe fabric with crystal and gold details
- Microfibre pockets
- Plush hook & eye back closure
- Comfortable, adjustable elastic straps



KAROLINA UNDERWIRE



Style 44507  White/Light Nude

Fit Average

Sizes 32-42 A, B, C, D, DD

Hooks 2 rows: 32-38 A; 32-36 B; 32-34 C; 32D
3 rows: 40-42 A; 38-42 B; 36-42 C;
34-42 D; 32-42 DD

Material Cup A, B, C: 77% Nylon, 20% Spandex, 3% Rayon
Cup D, DD: 77% Nylon, 21% Spandex, 2% Rayon



- Luxurious fan lace in top cup in combination with a shiny hide-and-seek stripe fabric with crystal and gold details
- Microfibre pockets
- Plush hook & eye back closure
- Comfortable, adjustable elastic straps



KAROLINA PANTY

Style 44508  White/Light Nude

Sizes 6-16

Material 70% Nylon, 18% Spandex,
10% Cotton, 2% Rayon



- Panty completes the seductive look of Karolina
- Luxurious fan lace in combination with a shiny hide-and-seek stripe fabric
- Gold pendant centre detail matches Karolina bras

FEATURES



Bilateral Pockets



Underwire



Soft Cup



Cut & Sewn Cups



Cut & Sewn Foam Cups



Molded Cups



Molded Foam Cups



Comfort Straps



Side Bones



High Cotton Content



NEW
Available now

**KITTY SEAMLESS
SOFT CUP**



Style	44607		Rose Nude
	44674		Magenta
Fit	Average		
Sizes	S (32-38 A, 32-36 B, 32-3 C); M (38-42 A, 36-40 B, 34-48 C, 32-36 D); L (42-44 A, 40-44 B, 38-42 C, 36-40 D, 34-38 DD); XL (44-46 B, 42-46 C, 40-44 D, 38-42 DD); 2XL (46 C, 44-46 D, 42-46 DD)		
Material	69% Cotton, 25% Nylon, 6% Spandex		



- Seamless comfort bra with no uncomfortable back closure or strap adjusters
- Molded cups with pockets
- Light cup padding can be removed if desired
- An ideal sleep bra

LINGERIE

POCKET PATTERN / FABRICS

- | | | | | | | |
|----------|------------|----------|------------|----------|-----------------|----------|
| 1 | 2 | 3 | 4 | 5 | 6 | 7 |
| Molded | Cut & Sewn | Tulle | Microfibre | Cotton | COOLMAX® Fabric | Other |

COOLMAX® fabric evaporates moisture and dries quickly. Its moisture-wicking, and breathable properties help to keep a woman dry and comfortable

Features
COOLMAX®
fabric



KELLY SOFT CUP

▲ ◡ ⊕ ⊖ 2,6

Style	2153	■	Nude
Fit	Full		
Sizes	34-46 B,C,D,DD; 36-44 DDD		
Hooks	3 rows: 34-42 B, C; 34-40 D; 34-40 DD 4 rows: 44-46 B, C; 42-46 D, DD; 36-44 DDD		
Material	37% Polyester (COOLMAX®), 28% Polyester, 14% Cotton, 11% Spandex, 10% Nylon		



- Features a V-yoke bottom band that helps lift the bust with Soft Cup support
- Breathable COOLMAX® pockets
- Decorative lace on front strap offers a feminine touch
- Padded, adjustable elastic straps

NEW

ORGANIC
COTTON



LARA COTTON PADDED SOFT CUP

▲ ◡ ● ⊕ ⊖ 1,5

Style	44673	■	Nude (available February)
Fit	Average		
Sizes	34-40 AA; 32-44 A, B, C, D, DD		
Hooks	2 rows: 32-44 AA, A, B, C, D, DD		
Material	91% Organic Cotton, 9% Spandex		



- Lightly padded molded cups covered with soft, breathable organic cotton fabric
- Organic cotton pockets
- Plush hook & eye back closure
- Adjustable elastic straps

LARA PADDED SOFT CUP

▲ ◡ ● ⊕ ⊖ 1,4

Style	0752	■	Off-White
	0674	■	Nude
	0675	■	Black
Fit	Average		
Sizes	34-40 AA; 32-44 A, B, C, D, DD		
Hooks	2 rows: 34-40 AA; 32-44 A, B, C, D, DD		
Material	84% Nylon, 16% Spandex		



- Lightly padded T-shirt bra with seamless, molded cups for a smooth look.
- Breathable tulle pockets
- Plush hook & eye back closure
- Adjustable elastic straps

FEATURES





LARA SATIN PADDED SOFT CUP



Style 44214 Nude
 44212 Black

Fit Average
 Sizes 32-44 AA, A, B, C, D, DD
 Hooks 2 rows: 32-44 AA, A, B, C, D, DD
 Material 74% Nylon, 15% Spandex, 11% Polyester



- Comfortable elegance with satin trim and a centre rhinestone detail
- Seamless molded foam cups with microfibre pockets
- Plush hook & eye back closure
- Padded, adjustable elastic straps



MAGDALENA SOFT CUP



Style 0463 Nude

Fit Average/Full
 Sizes 34-48 B, C, D, DD, DDD
 Hooks 4 rows: 34-42 B; 34-40 C;
 34-38 D; 34-36 DD; 34 DDD
 5 rows: 44-48 B; 42-48 C;
 40-48 D; 38-48 DD; 36-48 DDD
 Material 54% Nylon, 24% Spandex, 22% Polyester



- Back smoothing bra in an ultra comfortable bonded fabric
- High back fabric smooths the side and back areas for a flawless look
- Seamless molded cups with microfibre pockets
- Plush hook & eye back closure
- Adjustable rigid straps



MAGDALENA PADDED SOFT CUP



Style 44533 Nude

Fit Average
 Sizes 32-42 AA, A, B, C, D
 Hooks 4 rows: 32-42 AA, A, B; 32-40 C; 32-38 D
 5 rows: 42 C; 40-42 D
 Material 41% Polyester, 36% Nylon, 23% Spandex



- Ultra comfortable T-Shirt bra made from bonded fabric that offers back smoothing benefits
- Seamless padded molded cups with microfibre pockets
- Cool microfibre fabric with an elegant sheen
- Plush hook & eye back closure
- Adjustable rigid straps

POCKET PATTERN / FABRICS

- 1**
Molded
- 2**
Cut & Sewn
- 3**
Tulle
- 4**
Microfibre
- 5**
Cotton
- 6**
COOLMAX®
Fabric
- 7**
Other


COOLMAX® fabric evaporates moisture and dries quickly. Its moisture-wicking, and breathable properties help to keep a woman dry and comfortable

NEW
in March

LINGERIE

LEE SOFT CUP

▲ ◡ ● ◉ 1,5

Style 44540  White
(available March)

Fit Average

Sizes 34-42 A, B, C, D; 34-40 DD

Hooks 2 rows: 34-40 A; 34-38 B;
34-36 C; 34 D

3 rows: 42 A; 40-42 B; 38-42 C; 36-42 D;
34-40 DD

Material 90% Cotton, 7% Spandex,
2% Polyurethane, 1% Nylon



- Our 45th anniversary bra!
- Light 90% cotton bra
- Molded cups with cotton pockets
- Symbolic pink ribbon in centre front
- Wide straps for a comfortable fit

45 years
1975-2020
amoena

FEATURES



Bilateral Pockets



Underwire



Soft Cup



Cut & Sewn Cups



Cut & Sewn Foam Cups



Molded Cups



Molded Foam Cups



Comfort Straps



Side Bones



High Cotton Content

NEW
Colour



MARA PADDED SOFT CUP

▲ ◐ ● 1,6

Style	44534		Off-White (available now)
	1150		Light Nude
	44416		Dark Blue
	44023		Dark Grey



Fit Average/Full
 Sizes 32-44 AA, A, B, C, D, DD
 Hooks 2 rows: 32-40 AA; 32-38 A; 32-36 B; 32-34 C; 32 D
 3 rows: 42-44 AA; 40-44 A; 38-44 B; 36-44 C; 34-44 D; 32-44 DD
 Material 83% Nylon, 11% Spandex, 6% Polyester (COOLMAX®)

- Ultimate T-shirt bra with breathable COOLMAX® fabric cup pockets to help keep her cool and dry
- Seamless, molded foam cups
- Plush hook & eye back closure
- Adjustable elastic straps

Features
NATUREXX®
fabric finish



MARLENA SOFT CUP

▲ ◐ ● 2,4

Style	2167N		Nude		Black
Fit	Average				
Sizes	34-42 A, B, C; 32-42 D, DD				
Hooks	2 rows: 34-38 A, B, C; 32-38 D 3 rows: 40-42 A, B, C, D; 32-42 DD				
Material	82% Nylon, 18% Spandex				



- V-yoke bottom band helps lift the bust with Soft Cup support
- NATUREXX® fabric finish provides moisture wicking benefits
- Seamless molded cups with microfibre pockets
- Plush hook & eye back closure
- Padded, adjustable elastic straps



MONA SOFT CUP

▲ ◐ ● () 1,4

Style	0606		White
	0568		Champagne
	0614		Cognac
	0591		Black



Fit Average
 Sizes 32-42 AA, A, B; 34-40 C, D; 34-38 DD
 Hooks 2 rows: 32-40 AA, A; 32-38 B; 34-36 C, D, DD
 3 rows: 38 AA, A; 40-42 B; 38-40 C, D; 38 DD
 Material 79% Nylon, 21% Spandex


- Excellent fit, comfort, and support with seamless cups and textured microfibre fabric
- Seamless, molded cups with microfibre pockets
- Padded, adjustable elastic straps with plush hook & eye back closure


POCKET PATTERN / FABRICS

- | | | | | | | |
|----------|------------|----------|------------|----------|-----------------|----------|
| 1 | 2 | 3 | 4 | 5 | 6 | 7 |
| Molded | Cut & Sewn | Tulle | Microfibre | Cotton | COOLMAX® Fabric | Other |

COOLMAX® fabric evaporates moisture and dries quickly. Its moisture-wicking, and breathable properties help to keep a woman dry and comfortable

NEW
in April

MIRA SOFT CUP  **1,4**


Style	44610	 Light Taupe (available April)
Fit	Average	
Sizes	32-42 AA, A, B; 34-40 C, D; 34-38 DD	
Hooks	2 rows: 32-40 AA, A; 32-38 B; 34-40 C, D, DD	
	3 rows: 42 AA, A; 40-42 B; 38-40 C, D; 38 DD	
Material	79% Nylon, 21% Spandex	

- New comfort bra style with seamless cups and textured microfibre fabric
- Molded cups with microfibre pockets
- Plush hook & eye back closure
- Padded, adjustable elastic straps



FEATURES

 Bilateral Pockets

 Underwire

 Soft Cup

 Cut & Sewn Cups

 Cut & Sewn Foam Cups

 Molded Cups

 Molded Foam Cups

 Comfort Straps

 Side Bones

 High Cotton Content

Features
COOLMAX®
pockets



NANCY SOFT CUP

▲ ◡ ⊕ 2,6

Style	44480		White
	1151		Light Nude
	44417		Dark Blue
	44024		Dark Grey
Fit	Average/Full		
Sizes	32-44 B; 34-52 C, D; 34-50 DD, DDD, G		
Hooks	2 rows: 32-36 B; 34 C 3 rows: 38-42 B; 36-40 C; 34-38 D; 34-36 DD; 34 DDD 4 rows: 44 B; 42-52 C; 40-52 D; 38-50 DD; 36-46 DDD; 34-50 G		
Material	38% Polyester, 31% Nylon, 22% Polyester (COOLMAX®), 9% Spandex		



- Easy-fitting bra with floral lace along the neckline
- Breathable COOLMAX® pockets help wick away moisture
- Plush hook & eye back closure
- Adjustable elastic straps



RITA SOFT CUP

▲ ◡ ⊕ 2,6

Style	2004		Nude
	44234		Dark Blue
Fit	Average/Full		
Sizes	34-44 A, B, C; 34-46 D; 36-46 DD		
Hooks	2 rows: 34-44 A; 34-38 B; 34-36 C 3 rows: 40-44 B; 38-44 C; 34-38 D; 36-38 DD 4 rows: 40-46 D, DD		
Material	77% Polyester, 19% Nylon, 4% Spandex		



- Fabric has a light sheen and the stretch lace neckline hugs the body
- Breathable COOLMAX® fabric cup pockets helps keep her cool and dry
- Adjustable elastic straps

POCKET PATTERN / FABRICS

- | | | | | | | |
|----------|------------|----------|------------|----------|-----------------|----------|
| 1 | 2 | 3 | 4 | 5 | 6 | 7 |
| Molded | Cut & Sewn | Tulle | Microfibre | Cotton | COOLMAX® Fabric | Other |



COOLMAX® fabric evaporates moisture and dries quickly. Its moisture-wicking, and breathable properties help to keep a woman dry and comfortable

NEW


 ORGANIC
COTTON

TANYA SOFT CUP



Style	44678	 Nude
	44679	 Black
Fit	Average	
Sizes	32-42 A, B, C, D	
Hooks	2 rows: 32-40 A; 32-38 B; 32-36 C; 32-34 D 3 rows: 42 A; 40-42 B; 38-42 C; 36-42 D	
Material	69% Organic Cotton, 18% Nylon, 13% Spandex	



- High organic cotton content
- Molded cups are smooth under clothing
- Wide straps for added comfort
- Adjustable elastic straps

FEATURES

Bilateral
Pockets

Underwire





Soft Cup

Cut & Sewn
CupsCut & Sewn
Foam CupsMolded
CupsMolded
Foam CupsComfort
StrapsSide
BonesHigh Cotton
Content

LINGERIE ACCESSORIES







AMBER TOP

Style 44268  White
 44261  Black
 Sizes 34-42 A/B, C/D, DD/DDD
 Material 76% Nylon, 24% Spandex
 Package 1 per box

- Make almost any bra a camisole bra with this lacy accessory
- Fits over the body and hooks to straps with secure fasteners
- Offers a smart solution for lower necklines to hide scars or radiation burns
- Also see the Amber Bra on pg. 47



BRA EXTENDERS





Style 193  White
 Candlelight
 Pearl Beige
 Black

Package 36" roll

- 4 hooks



BRA POCKETS

Style 191  White
 Candlelight
 Pearl Beige
 Black

Sizes S(32-36); M(38-42); L(44-46)

Material 86% Nylon/14% Spandex

Package 2 per bag

- Add pockets to any bra
- Sewing instructions provided



SILICONE SHOULDER PADS

Style 050
 052 Display

Sizes One size

Package 2 per box

- Provides comfort from straps that tend to dig into shoulder
- Soft, clear silicone pads slip easily over standard size bra strap
- May assist with weight distribution for women with certain medical conditions
- Display holds 12 sets of shoulder pads



ZIPPER SPORTS BRA

Style 44070 Black

Fit Average

Sizes S (32-38 A, 32-34 B, 32 C);
M (38-40 A, 36-40 B,
34-38 C, 34 D);
L (42-44 A, 40-44 B, 38-42 C,
36-40 D, 36-38 DD);
XL (44-46 B, 42-46 C,
40-44 D, 38-42 DD)

Material 82% Micro Nylon, 18% Spandex



**Medium
support**

- Racer back sports bra with locking front zipper for easy closure
- Hidden interior hook & eye placket under the zipper offers additional security
- Cool microfibre pockets

FEATURES

Bilateral Pockets

Underwire

Soft Cup

Cut & Sewn Cups

Cut & Sewn Foam Cups

Molded Cups

Molded Foam Cups

Comfort Straps

Side Bones

High Cotton Content



ESTER SOFT CUP

▲ ◐ ● 1,4

Style	42576		White
	42577		Black/Grey
Sizes	34-44 A, B, C, D; 36-42 DD		
Hooks	7 rows:	34-38 A; 34-36 B; 34 C	
	8 rows:	40-44 A; 38-42 B; 36-40 C; 34-38 D; 36 DD	
	9 rows:	44 B; 42-44 C; 40-44 D; 38-42 DD	
Material	82% Nylon, 18% Spandex		



Medium support

- Ester post-surgical bra can also be used as a sports bra
- Breathable synthetic fabrics; mesh on side and back help with moisture evaporation
- Molded cups are smooth and seamless under clothing
- Front closure bra for easy dressing
- Wide padded, adjustable straps



PERFORMANCE SPORTS BRA

▲ ◐

Style	0654		White
	0658		Black
	0794		Nude
Fit	Average		
Sizes	White, Black: 32-42 AA, A, B, C, D, DD Nude: 34-42 A, B, C, D, DD		
Hooks	3 rows: 32-42 AA, A, B, C, D, DD		
Material	85% Nylon, 15% Spandex		



Light support

- Breathable mesh panels at centre front, sides, and backs for better moisture evaporation
- Seamless, molded cups feature cool microfibre pockets
- Traditional bra back closure
- Padded, adjustable elastic straps



POWER SPORTS BRA

▲ ◐ ● 1,6

Style	1152		Black/Grey
Fit	Average/Full		
Sizes	32-42 AA, A, B, C, D, DD		
Hooks	3 rows: 32-42 AA, A, B, C, D, DD		
Material	84% Nylon, 16% Spandex		



Medium support

- Sporty mesh detailing at the neckline; mesh panels in the back helps with moisture evaporation
- Seamless, molded cups with pockets
- Traditional bra back closure
- Padded, adjustable elastic straps

POCKET PATTERN / FABRICS

- | | | | | | | |
|----------|------------|----------|------------|----------|-----------------|----------|
| 1 | 2 | 3 | 4 | 5 | 6 | 7 |
| Molded | Cut & Sewn | Tulle | Microfibre | Cotton | COOLMAX® Fabric | Other |

COOLMAX® fabric evaporates moisture and dries quickly. Its moisture-wicking, and breathable properties help to keep a woman dry and comfortable

AMOENA LEISURE

VALLETTA TOP



Style	70230		White
	44075		Nude
	44076		Charcoal Melange
	70229		Black

Sizes 6-24

Material 90% Modal, 10% Spandex

- Soft Modal fabric for ultra comfort day or night (it makes a great sleep shirt!)
- Supportive built-in pocketed shelf bra with soft padded cups can hold a breast form or shaper securely in place
- Ideal for women who are extra sensitive to traditional bras due to treatment effects
- Round neckline in front and back
- Adjustable double spaghetti straps



Made with ultra-soft Modal® fabric – less likely to pill or fade, resists shrinking better than cotton, and can even feel cool to the touch.



FEATURES



Bilateral Pockets





Foam Cups

NEW
Colour



AMY SEAMLESS WIRE-FREE



Style 44310  Rose Nude
 44311  Black (available March)
 Fit Average
 Sizes S (32-36 A; 32-34 B; 32 C)
 M (38-40 A; 36-38 B; 34-36 C; 32-34 D)
 L (42-44 A; 40-42 B; 38-40 C; 36-38 D; 34-36 DD)
 Material 72% Nylon, 28% LYCRA®




- Woven material without any uncomfortable seams or closures
- Extra wide straps and underbust band
- Ideal to wear while sleeping
- LYCRA® provides long lasting fit and shape retention



GLAM NIGHTDRESS



Style 44294  Black
 Sizes S, M, L, XL
 Material 95% Rayon, 5% Spandex



- Comfortably soft, with spaghetti straps that adjust in the front so they can't be felt when lying on your back
- Features a soft lace insert in the front neckline and along the underbust
- Integrated pocketed shelf bra holds a leisure or breast form securely and comfortably in place

LEISURE

POCKET PATTERN / FABRICS

- 1** Molded **2** Cut & Sewn **3** Tulle **4** Microfibre **5** Cotton **6** COOLMAX® Fabric **7** Other

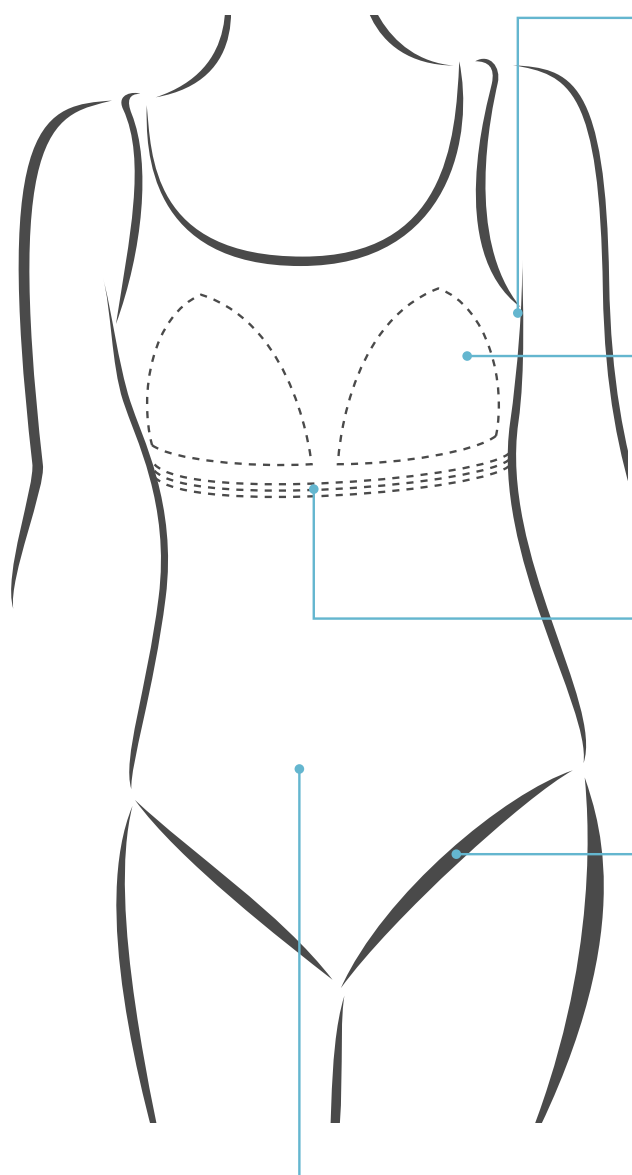
COOLMAX® fabric evaporates moisture and dries quickly. Its moisture-wicking, and breathable properties help to keep a woman dry and comfortable

AMOENA SWIMWEAR

SWIMWEAR



SPECIAL FEATURES



Coverage security: Amoena swimwear is cut slightly higher under the arm for extra security, without providing excessive coverage.

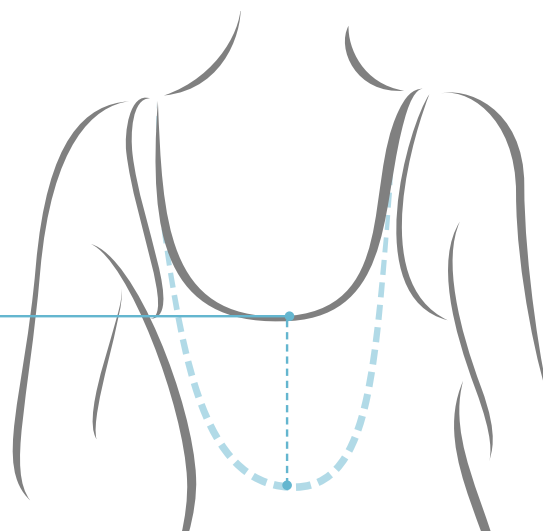
Discreet pockets: Amoena swimwear has specially designed pockets to hold a breast form discreetly and securely in place. Our pockets are accessible from both the top and the side, making them easier to handle, ensuring that the form sits properly within the pocket.

Bust shaping: An elastic underband and special cup shaping holds the breast form closely against the body, so it won't slip down or fall forward, even in a wet swimsuit.

Standard leg cut: Unless stated otherwise, our swimwear has a standard legline – not cut too high or too low – suitable and flattering for most figures and all ages.

Different sizes: To ensure the best possible fit, all of the styles in our range are available in different cup sizes.


Back: Varies between approximately 3 1/2" to 4 3/4" depending on suit style.





AYON TANKINI




Style 71116  Black/White
 Sizes 8-20 B, C
 Material 80% Nylon,
 20% LYCRA® XTRA LIFE™



- A-line design flatters every figure
- Wide adjustable elastic straps

AYON HIGH WAIST BRIEF



Style 71118  Black/White
 Sizes 6-20
 Material 80% Nylon,
 20% LYCRA® XTRA LIFE™




- Can be worn as a normal panty or high waist brief
- Height of side seam when worn as high-waist panty is 6" in size 8



AYON ONE-PIECE



Style 71112  Black/White
 Sizes 8-26 B, C, D
 Material 80% Nylon,
 20% LYCRA® XTRA LIFE™



- Geometric black and white print with a high neckline with mesh insert that can hide scars or burns
- Ruching along the front sides flatters the figure, while the black back and bottom create a slimming shape
- Adjustable elastic straps

FEATURES



Bilateral Pockets



Underwire



Molded Foam Cups



Half Bodice



Full Bodice



Super Soft Cups



Anti-Transparent Lining in Front




Anti-Transparent Lining in Front and Back



AYON SARONG



Style 71113  Black/White
Sizes 10-26 B, C
Material 80% Nylon,
20% LYCRA® XTRA LIFE™




- Features a short skirt with ruching on the tummy that flatters the figure
- Black panty underneath gives extra coverage
- Adjustable elastic straps

SWIMWEAR



COCOS ONE-PIECE



Style 71122  Black/White
Sizes 6-18 B, C, D
Material 80% Nylon,
20% LYCRA® XTRA LIFE™



- Black and white laser cut woven detailing at the underbust
- Adjustable elastic straps




LYCRA® XTRA LIFE™ provides long lasting fit and shape retention as well as high chlorine resistance



COCOS TOP




Style 71123  Black
 Sizes 6-16 B, C
 Material 80% Nylon,
 20% LYCRA® XTRA LIFE™



- Opens in front with a decorative zipper
- Ruching at the front flatters the bust
- Wide adjustable elastic straps

COCOS MEDIUM HEIGHT PANTY



Style 71124  Black
 Sizes 6-20
 Material 80% Nylon,
 20% LYCRA® XTRA LIFE™





- Height of the side seam is approximately 6" in size 8
- Ruching at sides flatters the figure



KEY WEST ONE-PIECE



Style 71299  Dark Navy
 71298  Black
 Sizes 6-22 B, 8-20 C, D
 Material 100% Polyester



- Sporty basic One Piece with zipper in centre front, opens all the way for easier access
- Panel seams in front are slimming and comfortable
- Silver thread coloured stitching along panel seams
- Racer back construction for active moves
- Powermesh lining in upper top for extra support
- Super soft cups
- Darwin fabric is 100% chlorine resistant



FEATURES





RHODES ONE-PIECE



Style	70842		Dark Blue
	70654		Black
Sizes	6-22 B, C		
Material	100% Polyester		



- Sporty basic one-piece made of 100% chlorine resistant fabric. Ideal for any swim activity
- Double seams in front create a slimming look
- Tighter fit for additional support and shape



AQUA WAVE SWIMFORM

Style	149
Fit	Shallow / Average
Sizes	1-14

- A transparent, symmetrical silicone form for water activities, with a unique natural shape
- A hollow back with raised “waves” allow air and water to flow through, reducing the amount of suction
- Packaged with a fashionable waterproof drawstring bag that is large enough to hold a wet swimsuit



RESOURCES

Having the right tools at your fingertips only enhances your customer service. Here you'll find additional product information in useful at-a-glance charts as well as measuring and sizing guides.

RESOURCES



TEXTILES OVERVIEW

50 and above band size available in [these sizes](#)

	Page	Fit	Features						Cup Sizes								
			Seamless Cups	Padded Cups	Pull-On Style	Camisole Bra	Front Closure	High Cotton Content	AA	A	B	C	D	DD	DDD	G	H
Amanda Soft Cup	47	Average/Full							34-48	34-48	34-48	34-48	34-48	34-48	34-48	36-46	
Amanda Soft Cup Bustier	48	Shallow/Av'g							34-42	34-42	34-42	34-42					
Amanda Underwire	47	Average/Full							34-48	34-48	34-48	34-48	34-48	34-48	34-48	36-46	
Amber Padded Soft Cup	47	Average/Full		•		•			32-42	32-42	32-42	32-42	32-42	32-42			
Amy Seamless Soft Cup	74	Average	•		•				Sizes S, M, L – see product page for details								
Annabell Soft Cup	49	Average						34-38	32-40	32-40	32-40	32-40					
Annette Underwire	49	Average	•							34-38	34-38	34-38	34-46	34-44	34-42		
Aurelie Soft Cup	51	Average							32-44	32-44	32-44	32-44	32-44	34-42			
Aurelie Padded Soft Cup	50	Average	•	•					32-44	32-44	32-44	32-44	32-44				
Aurelie Underwire	51	Average							32-44	32-44	32-44	32-44	32-44	34-42			
Ava Soft Cup	52	Full								34-52	34-52	36-46	36-46				
Barbara Padded Underwire	52	Average	•	•					32-40	32-40	32-40	32-38					
Becky Seamless Soft Cup	52	Average	•		•				Sizes S, M, L, XL, 2XL – see product page for details								
Bella Soft Cup	53	Shallow/Av'g							34-42	34-44	34-46	36-46					
Bianca Padded Underwire	53	Average		•					32-42	32-42	32-42	32-42	32-42				
Celine Soft Cup	54	Average				•			34-42	34-42	34-42	34-42					
Dana Soft Cup	53	Average	•			•			32-40	32-44	32-44	32-44	34-42	34-42			
Dianna Soft Cup	55	Average	•						32-44	32-44	32-44	32-44	32-44				
Dorothy Soft Cup	55	Shallow							32-38	32-42	32-44	34-44					
Ella Soft Cup	56	Full								34-42	34-46	34-46	36-42	36-42			
Ellen Soft Cup	56	Average/Full					•		32-44	32-44	32-44	32-44	32-44				
Ester Soft Cup Sports Bra	71	Average/Full	•				•		34-44	34-44	34-44	34-44	36-42				
Fleur Soft Cup Leisure Bra	57	Shallow/Av'g					•		Sizes XS, S, M, L, XL, 2XL – see product page for details								
Frances Soft Cup Leisure Bra	15	Shallow/Av'g					•		Sizes XS, S, M, L, XL, 2XL – see product page for details								
Isabel Soft Cup	56	Average				•		36-38	34-42	34-44	34-44	34-42	34-42				
Isadora Soft Cup	58	Average/Full							34-50	32-48	32-48	32-48	32-44	32-44	32-44		
Jasmin Soft Cup	58	Shallow/Av'g					•	32-40	32-40	32-40	34-40						
Karolina Soft Cup	59	Average							32-42	32-42	32-42	32-42	32-42				
Karolina Padded Soft Cup	60	Average		•					32-42	32-42	32-42	32-42	32-42				
Karolina Underwire	60	Average							32-42	32-42	32-42	32-42	32-42				
Kelly Soft Cup	62	Full								34-46	34-46	34-46	34-46	36-44			
Kitty Seamless Soft Cup	61	Average	•		•				Sizes S, M, L, XL, 2XL – see product page for details								
Lara Cotton Padded Soft Cup	62	Average	•	•			•	32-44	32-44	32-44	32-44	32-44	32-44				
Lara Padded Soft Cup	62	Average	•	•				34-40	32-44	32-44	32-44	32-44	32-44	32-44			
Lara Satin Padded Soft Cup	63	Average	•	•				32-44	32-44	32-44	32-44	32-44	32-44				
Lee Cotton Soft Cup	64	Average	•				•		32-42	32-42	32-42	32-42	34-40				
Magdalena Soft Cup	63	Average/Full	•							34-48	34-48	34-48	34-48	34-48	34-48		
Magdalena Padded Soft Cup	63	Average	•	•					32-42	32-42	32-42	32-42	32-42				
Mara Padded Soft Cup	65	Average/Full	•	•					32-44	32-44	32-44	32-44	32-44	32-44			
Marlena Soft Cup	65	Average	•						34-42	34-42	34-42	32-42	32-42				
Mira Soft Cup	66	Average	•						32-42	32-42	32-42	34-40	34-40	34-38			
Mona Soft Cup	65	Average	•						32-42	32-42	32-42	34-40	34-40	34-38			
Nancy Soft Cup	67	Average/Full								32-44	34-52	34-52	34-50	34-50	34-50		
Rita Soft Cup	67	Average/Full	•						34-44	34-44	34-44	34-46	36-46				
Performance Soft Cup Sports Bra	71	Average	•						32-42	32-42	32-42	32-42	32-42	32-42			
Power Soft Cup Sports Bra	71	Average/Full	•						32-42	32-42	32-42	32-42	32-42				
Tanya Soft Cup	68	Average	•						32-42	32-42	32-42	32-42					
Zipper Soft Cup Sports Bra	70	Average					•		Sizes S, M, L, XL – see product page for details								

RESOURCES

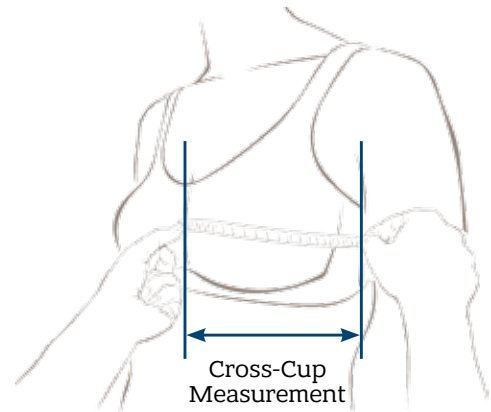
SIZING CHART FOR BALANCE BREAST SHAPERS

Use the charts below as a guide to finding a shaper thickness and size to start your fitting.

If your customer requires an OVAL or DELTA shaper, use the cross-cup difference method to find the thickness needed.

The cross-cup measurement is the width between the front centre of a properly fitting bra (at her sternum) to the side seam.

1. With her bra on and her arms down, measure cross-cup on her non-surgery side.
2. Then, measure cross-cup on her surgery side.
3. Subtract the measurement of step 2 from the measurement of step 1. This final number is the Cross-Cup Difference (CCD).
4. Locate the measurement on the chart below to find which shaper thickness to try first.



TIP: Use the metric side of your tape measure and measure in centimeters (cm). This will give you the most accurate measurement.

Cross-Cup Difference (CCD)		Shaper Sizes Available												
< 1 cm or 3/8"	OVAL													
	THIN	DELTA	1	2	3	4	5	6	7	8	9	10		
1 - 2 cm or 3/8" - 3/4"	MEDIUM		DELTA	2	3	4	5	6	7	8	9	10	11	12
	VOLUME		DELTA	3/4		5/6		7/8		9/10		11/12		

Use the sizing chart below to find the right size of any style shaper to start your fitting.

Find the bra cup and band size, then follow the column down to the bottom row to find the shaper size.

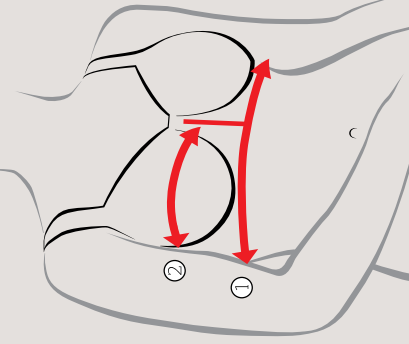
Cup Size	Band Size												
AA	32	34	36	38	40	42	44	46	48	50	52		
A	30	32	34	36	38	40	42	44	46	48	50	52	
B	30		32	34	36	38	40	42	44	46	48	50	
C			30	32	34	36	38	40	42	44	46	48	
D			30		32	34	36	38	40	42	44	46	
DD					30	32	34	36	38	40	42	44	
DDD					30		32	34	36	38	40	42	
G									34	36	38	40	
SHAPER SIZES	1	2	3	4	5	6	7	8	9	10	11	12	
			S		M		L		XL				
			3/4		5/6		7/8		9/10		11/12		

SIZING CHART FOR LINGERIE AND SWIMWEAR

How to Find the Bra Band and Cup Size

- Determine the **underbust measurement** to get the **band size**.
Then determine the **half overbust measurement** and **multiply by two** to get the **cup size**.
- For a unilateral woman find the bra cup by measuring from the middle of her chest, at her sternum, over the fullest part of her remaining breast to the center of her back, at her spine.

These charts are only a guide.
For a perfect fit, size up or down as needed.



Fitting Tips

Band

The band should be snug, but not tight. Make sure the band (front and back) is parallel to the floor or slightly lower in the back.

If breast tissue is slipping out below the band, try a cross-over size; go down-in-the-band, up-in-the-cup.

Cup

If she is overflowing the cup either at the center front, the underarm, or under the band, then try a larger cup. Make sure she fills out the top of the cup. Soft breast tissue can puddle down in the cup. If this happens, try a smaller cup, or a more shallow bra style.

Find your UNDERBUST measurement to determine the band size

Underbust measurement	24 $\frac{3}{4}$ –26 $\frac{1}{4}$	26 $\frac{3}{4}$ –28 $\frac{1}{4}$	28 $\frac{3}{4}$ –30 $\frac{1}{4}$	30 $\frac{3}{4}$ –32 $\frac{1}{4}$	32 $\frac{3}{4}$ –34 $\frac{1}{4}$	34 $\frac{3}{4}$ –36 $\frac{1}{4}$	36 $\frac{3}{4}$ –38 $\frac{1}{4}$	38 $\frac{1}{2}$ –40 $\frac{1}{4}$	40 $\frac{1}{2}$ –42	42 $\frac{1}{2}$ –44	44 $\frac{1}{2}$ –46	46 $\frac{1}{2}$ –48
Band Size	30	32	34	36	38	40	42	44	46	48	50	52

Find your OVERBUST measurement to determine the cup size

AA	29 $\frac{1}{2}$ –30 $\frac{1}{4}$	31 $\frac{1}{2}$ –32 $\frac{1}{4}$	33 $\frac{1}{2}$ –34 $\frac{1}{4}$	35 $\frac{1}{2}$ –36 $\frac{1}{4}$	37 $\frac{1}{2}$ –38 $\frac{1}{4}$	39 $\frac{1}{4}$ –40 $\frac{1}{4}$	41 $\frac{1}{4}$ –42	43 $\frac{1}{4}$ –44	45 $\frac{1}{4}$ –46	47 $\frac{1}{4}$ –48	49 $\frac{1}{4}$ –50	51 $\frac{1}{4}$ –52
A	30 $\frac{1}{4}$ –31	32 $\frac{1}{4}$ –33	34 $\frac{1}{4}$ –35	36 $\frac{1}{4}$ –37	38 $\frac{1}{4}$ –39	40 $\frac{1}{4}$ –41	42–43	44–45	46–47	48–48 $\frac{3}{4}$	50–50 $\frac{3}{4}$	52–52 $\frac{3}{4}$
B	31–32	33–33 $\frac{3}{4}$	35–35 $\frac{3}{4}$	37–37 $\frac{3}{4}$	39–39 $\frac{3}{4}$	41–41 $\frac{3}{4}$	43–43 $\frac{3}{4}$	45–45 $\frac{3}{4}$	47–47 $\frac{3}{4}$	48 $\frac{3}{4}$ –49 $\frac{1}{2}$	50 $\frac{3}{4}$ –51 $\frac{1}{2}$	52 $\frac{3}{4}$ –53 $\frac{1}{2}$
C	32–32 $\frac{3}{4}$	33 $\frac{3}{4}$ –34 $\frac{1}{2}$	35 $\frac{3}{4}$ –36 $\frac{1}{2}$	37 $\frac{3}{4}$ –38 $\frac{1}{2}$	39 $\frac{3}{4}$ –40 $\frac{1}{2}$	41 $\frac{3}{4}$ –42 $\frac{1}{2}$	43 $\frac{3}{4}$ –44 $\frac{1}{2}$	45 $\frac{3}{4}$ –46 $\frac{1}{2}$	47 $\frac{3}{4}$ –48 $\frac{1}{2}$	49 $\frac{1}{2}$ –50 $\frac{1}{2}$	51 $\frac{1}{2}$ –52 $\frac{1}{4}$	53 $\frac{1}{2}$ –54 $\frac{1}{4}$
D	32 $\frac{3}{4}$ –33 $\frac{1}{2}$	34 $\frac{3}{4}$ –35 $\frac{1}{2}$	36 $\frac{3}{4}$ –37 $\frac{1}{2}$	38 $\frac{1}{2}$ –39 $\frac{1}{4}$	40 $\frac{1}{2}$ –41 $\frac{1}{4}$	42 $\frac{1}{2}$ –43 $\frac{1}{4}$	44 $\frac{1}{2}$ –45 $\frac{1}{4}$	46 $\frac{1}{2}$ –47 $\frac{1}{4}$	48 $\frac{1}{2}$ –49 $\frac{1}{4}$	50 $\frac{1}{2}$ –51 $\frac{1}{4}$	52 $\frac{1}{4}$ –53	54 $\frac{1}{4}$ –55
DD	33 $\frac{1}{2}$ –34 $\frac{1}{4}$	35 $\frac{1}{2}$ –36 $\frac{1}{4}$	37 $\frac{1}{2}$ –38 $\frac{1}{4}$	39 $\frac{1}{2}$ –40 $\frac{1}{4}$	41 $\frac{1}{4}$ –42	43 $\frac{1}{4}$ –44	45 $\frac{1}{4}$ –46	47 $\frac{1}{4}$ –48	49 $\frac{1}{4}$ –50	51 $\frac{1}{4}$ –52	53–54	55–56
DDD	34 $\frac{1}{4}$ –35	36 $\frac{1}{4}$ –37	38 $\frac{1}{4}$ –39	40 $\frac{1}{4}$ –41	42–43	44–45	46–47	48–48 $\frac{3}{4}$	50–50 $\frac{3}{4}$	52–52 $\frac{3}{4}$	54–54 $\frac{3}{4}$	56–56 $\frac{3}{4}$
G	35–35 $\frac{3}{4}$	37–37 $\frac{3}{4}$	39–39 $\frac{3}{4}$	41–41 $\frac{3}{4}$	43–43 $\frac{3}{4}$	45–45 $\frac{3}{4}$	47–47 $\frac{3}{4}$	48 $\frac{3}{4}$ –49 $\frac{1}{2}$	50 $\frac{3}{4}$ –51 $\frac{1}{2}$	52 $\frac{3}{4}$ –55 $\frac{1}{2}$	54 $\frac{3}{4}$ –55 $\frac{1}{2}$	56 $\frac{3}{4}$ –57 $\frac{1}{2}$

GUIDE FOR SIZE CONVERSIONS

Helpful size conversion guide for other Amoena garments (this is only a guide)

Band Size	30	32	34	36	38	40	42	44	46	48	50	52
Panty Size	4	6	8	10	12	14	16	18	20	22	24	28
Dress size	XS	S/M	M/L	L/XL				XL/2XL			2XL/3XL	
Swimwear (one-piece and two-piece)	4	6	8	10	12	14	16	18	20	22	24	28

Waist measurement	22 ³ / ₄ -24 ¹ / ₂	25-26 ³ / ₄	26 ³ / ₄ -28 ¹ / ₄	28 ³ / ₄ -30	30 ³ / ₄ -32 ¹ / ₄	32 ³ / ₄ -34 ¹ / ₄	34 ³ / ₄ -36 ¹ / ₄	36 ³ / ₄ -38 ¹ / ₄	38 ¹ / ₂ -40 ¹ / ₄	40 ¹ / ₂ -42	42 ¹ / ₂ -44	44 ¹ / ₂ -46
Hip measurement	34 ³ / ₄ -36 ¹ / ₄	36 ¹ / ₄ -37 ³ / ₄	37 ³ / ₄ -39 ¹ / ₄	39 ¹ / ₄ -41	41-42 ¹ / ₂	42 ¹ / ₂ -44	44-45 ³ / ₄	45 ³ / ₄ -47 ¹ / ₄	47 ¹ / ₄ -48 ³ / ₄	48 ³ / ₄ -50 ¹ / ₂	50 ¹ / ₂ -52	52-53 ¹ / ₂

SIZING CHART FOR BREAST FORMS

First, measure the band size and corresponding cup size as shown on page 83. Then, find the bra cup and band size in the top chart and follow the column down to determine the right Amoena breast form.

This size chart is meant as a guide to assist you during the breast form fitting process.

Cup Size	Band Size												
	30	32	34	36	38	40	42	44	46	48	50	52	
AA													
A	30	32	34	36	38	40	42	44	46	48	50	52	
B	30	32	34	36	38	40	42	44	46	48	50	52	
C		30	32	34	36	38	40	42	44	46	48	50	
D			30	32	34	36	38	40	42	44	46	48	
DD				30	32	34	36	38	40	42	44	46	
DDD					30	32	34	36	38	40	42	44	
G									34	36	38	40	

Amoena Breast Forms

Adapt Contact Energy Natura Essential

Amoena Recovery Care

Priform and Leisure Form

PurFit

Breast Form Size																	
0	1	2	3	4	5	6	7	8	9	10	11	12	13	14	15*	16*	17*

Breast Form Size																	
1/2	3/4	5/6	7/8	9/10	11/12	13/14											
	4	6	8	10	12												

Breast Shapers

Complete measuring and sizing instructions for Balance breast shapers can be found on pg. 82

* Available in select Natura and Essential styles only.

amoena

Amoena Canada Inc.
6790 Century Ave., Suite 101
Mississauga ON L5N 2V8



Amoena is an ISO 9001 / 13485 / 14001 certified company.

Amoena is a registered trademark of Amoena Medizin-Orthopädie-Technik GmbH.
©2020 All rights reserved Amoena Canada Inc., 6790 Century Ave., Suite 101, Mississauga ON L5N 2V8